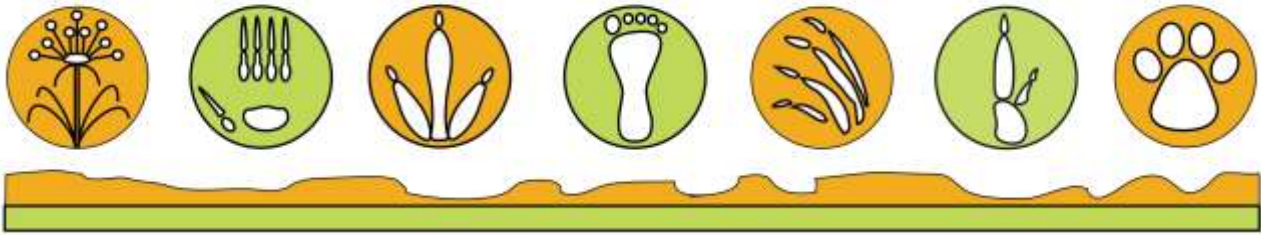


BARKLY REGIONAL COUNCIL



OUR VISION

We strive to be responsive, progressive, sustainable council which respects, listens and empowers the people to be strong.

The Way We Will Work

We will make it happen!

We will be engaged and have regular opportunities to listen.

We will have strong policy and budgets to ensure our programs and services are progressive and sustainable.

Respect is shown in everything we do and we have acceptance of all cultures in the Barkly Region and their practices through a culturally competent Council.

We are a responsible Council.

We will be a responsive Council.

We want to empower local decision making.

We want to ensure that our services are sustainable and that our region has a standard consistent level of services.

We want to be able to sustain our environment – our communities, our physical places, our people and our organisational culture.

We will aggressively pursue additional funding from both levels of government to improve the standard of living of people across the region.

We need to be realistic, transparent and accountable.

AGENDA

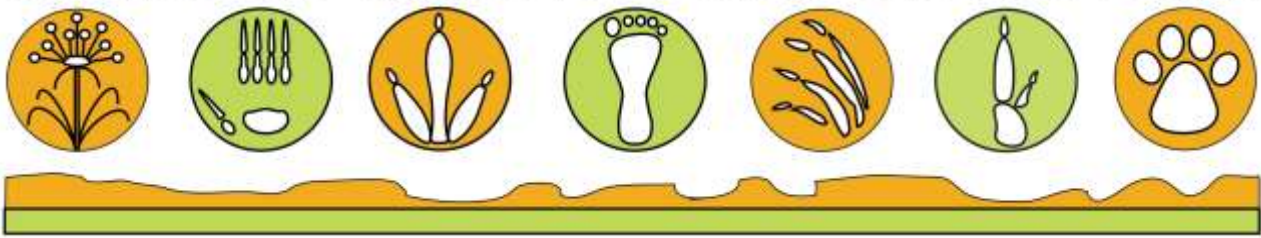
AMPILATWATJA LOCAL AUTHORITY MEETING

WEDNESDAY, 16 JUNE 2021

Barkly Regional Council's Ampilatwatja Local Authority will be held in on Wednesday, 16 June 2021 at 10:30am.

Steven Moore
Chief Executive Officer

BARKLY REGIONAL COUNCIL



COUNCIL PRAYER

Our Lord Jesus Christ, we trust you will guide and bless this meeting of the Barkly Regional Council Local Authority. We pray that you will ensure that all discussions and decisions made today are just and fair as they will affect all people within the Barkly Region. We also pray for your guidance to ensure that all our dealings are appropriate to all those whom we represent and will reflect an equitable and honest approach to the issues to be discussed today.

Amen

WELCOME TO COUNTRY

I respectfully acknowledge the traditional owners past and present of this land on which we are meeting, the Alywarr people.

AGENDA

| ITEM | SUBJECT | PAGE NO |
|-----------|---|---------|
| | MEETING TO COMMENCE WITH ACKNOWLEDGEMENT OF TRADITIONAL OWNERS | |
| 1 | OPENING & ATTENDANCE | |
| 1.1 | Authority Members Present | |
| 1.2 | Staff and Visitors Present | |
| 1.3 | Apologies To Be Accepted | |
| 1.4 | Absent Without Apologies | |
| 1.5 | Resignations | |
| 1.6 | Disclosure of Interests | |
| 2 | CONFIRMATION OF PREVIOUS MINUTES | |
| 2.1 | Confirmation of Previous Minutes..... | 5 |
| 3 | ACTIONS FROM PREVIOUS MINUTES | |
| 3.1 | Action Item from Previous Meeting..... | 11 |
| 4 | CHIEF EXECUTIVE OFFICER REPORTS | |
| 4.1 | Monthly CEO Report | 13 |
| 5 | FINANCE | |
| 5.1 | Monthly Finance Report | 15 |
| 6 | AREA MANAGERS REPORT | |
| 6.1 | Monthly Area Manager Report | 17 |
| 7 | GENERAL BUSINESS | |
| 7.1 | BRC Regional Plan..... | 21 |
| 7.2 | Zebra Crossings and Speed Humps | 88 |
| 8 | CORRESPONDENCE | |
| | <i>Nil</i> | |
| 9 | OTHER MATTERS FOR NOTING | |
| | <i>Nil</i> | |
| 10 | REPORTS FROM BARKLY REGIONAL COUNCIL | |
| 10.1 | May Council Meeting Report | 89 |
| 11 | BRC'S RESPONSE TO LA ISSUES RAISED | |
| | <i>Nil</i> | |
| 12 | THE REGIONAL COUNCIL'S PROPOSED REGIONAL PLAN | |
| | <i>Nil</i> | |
| 13 | VISITOR PRESENTATIONS | |
| | <i>Nil</i> | |
| 14 | OTHER BUSINESS | |
| 14.1 | Confirmation of Next Meeting Date | 90 |

15 CLOSE OF MEETING



CONFIRMATION OF PREVIOUS MINUTES

ITEM NUMBER 2.1
TITLE Confirmation of Previous Minutes
REFERENCE 319981
AUTHOR Robert Smith, Area Manager - Ampilatwatja

RECOMMENDATION

That the Authority

- a) Confirm the minutes of the meeting held on the 19th November as a true and accurate record.

SUMMARY:

BACKGROUND

ISSUE/OPTIONS/CONSEQUENCES

CONSULTATION & TIMING

ATTACHMENTS:

1 [↓](#) Ampilatwatja Minutes November.PDF



OUR VISION

We strive to be responsive, progressive, sustainable council which respects, listens and empowers the people to be strong.

The Way We Will Work

We will make it happen!

We will be engaged and have regular opportunities to listen.

We will have strong policy and budgets to ensure our programs and services are progressive and sustainable.

Respect is shown in everything we do and we have acceptance of all cultures in the Barkly Region and their practices through a culturally competent Council.

We are a responsible Council.

We will be a responsive Council.

We want to empower local decision making.

We want to ensure that our services are sustainable and that our region has a standard consistent level of services.

We want to be able to sustain our environment – our communities, our physical places, our people and our organisational culture.

We will aggressively pursue additional funding from both levels of government to improve the standard of living of people across the region.

We need to be realistic, transparent and accountable.

MINUTES AMPILATWATJA LOCAL AUTHORITY

The Ampilatwatja Local Authority of the Barkly Regional Council was held in Council Office Conference Room on Wednesday, 19 November 2020 at 10:00am.

Steven Moore
Chief Executive Officer

Meeting commenced at 10:41 with Jeffrey Nelson as chair.

1. OPENING AND ATTENDANCE

- 1.1 Elected Members Present
 Cr. Ricky Holmes
 Lulu Teece
 Rosaline Rusty
 Andrew Butcher
 Jeffrey Nelson
 Leslie Morton
- 1.2 Staff And Visitors Present
 Athena
 David Lightowler
 Robert Smith
 Mark Parsons – via teleconference
 Makhaim Brandon – via teleconference
- 1.3 Apologies To Be Accepted
 Mayor Jeffrey McLaughlin
 Ada Beasley
 Anita Bailey
- 1.4 Absent Without Apologies
- 1.5 Disclosure Of Interest

There were no declarations of interest at this Ampilatwatja Local Authority meeting.

2. CONFIRMATION OF PREVIOUS MINUTES

| 2.1 CONFIRMATION OF PREVIOUS MINUTES | |
|---|--|
| MOTION | |
| That the Authority | |
| a) | Confirm the minutes of the meeting held on the 15 th July as a true and accurate record; |
| b) | Confirm the minutes of the meeting held on the 12 th August as a true and accurate record |
| RESOLVED | |
| Moved: | LA Member Jeffrey Nelson |
| Seconded: | LA Member Leslie Morton |
| | CARRIED UNAN. |
| <i>Resolved AMLA 69/20</i> | |

3. ACTIONS FROM PREVIOUS MINUTES

| 3.1 ACTION ITEM FROM PREVIOUS MEETING | |
|---|--------------------------|
| MOTION | |
| That the Authority | |
| a) Receive and note the report. | |
| b) Confirm any completed items and remove them from the action list. | |
| RESOLVED | |
| Moved: | LA Member Andrew Butcher |
| Seconded: | LA Member Lulu Teece |
| | CARRIED UNAN. |
| <i>Resolved AMLA 70/20</i> | |
| MOTION | |
| That the Authority | |
| a) Allocation an additional \$120,349.27 towards the construction of the ablution block at Ampilatwatja | |
| RESOLVED | |
| Moved: | LA Member Jeffrey Nelson |
| Seconded: | Cr. Ricky Holmes |
| | CARRIED UNAN. |
| <i>Resolved AMLA 71/20</i> | |

4. CHIEF EXECUTIVE OFFICER REPORTS

| 4.1 MONTHLY CEO REPORT | |
|--|--------------------------|
| MOTION | |
| That Council | |
| a) Receive and note the Operations Directors Report. | |
| CSAP meeting cancelled in community due to the roads from Arlparra being rained out and police unable to travel to Ampilatwatja. | |
| RESOLVED | |
| Moved: | LA Member Lulu Teece |
| Seconded: | LA Member Rosalene Rusty |
| | CARRIED UNAN. |
| <i>Resolved AMLA 72/20</i> | |

5. FINANCE

| 5.1 MONTHLY FINANCE REPORT | |
|---------------------------------|--------------------------|
| MOTION | |
| That the Authority | |
| a) Receive and note the report. | |
| RESOLVED | |
| Moved: | Cr. Ricky Holmes |
| Seconded: | LA Member Jeffrey Nelson |
| | CARRIED UNAN. |

Resolved AMLA 73/20

6. AREA MANAGERS REPORT

6.1 MONTHLY AREA MANAGER REPORT

MOTION

That the Authority

- a) Receive and note the report.

1 vacancy left on the municipal team and 1 vacancy on the Community Safety team. Additional funding has been allocated to the ablution block by the Local Authority so the project can move ahead.

RESOLVED

Moved: Cr. Ricky Holmes

Seconded: LA Member Jeffrey Nelson

CARRIED UNAN.

Resolved AMLA 74/20

7. GENERAL BUSINESS

7.1 LOCAL COMMUNITY PROJECTS FUND - GRANT APPLICATION FORM

MOTION

That the Authority

- a) Receive and note the report.

Local Authority members discussed applying for funding to go towards the construction of a sport and rec centre at Ampilatwatja, funding could also be combined with Drought funding and other additional funding.

RESOLVED

Moved: LA Member Rosalene Rusty

Seconded: LA Member Lulu Teece

CARRIED UNAN.

Resolved AMLA 75/20

8. CORRESPONDENCE

Nil

9. OTHER MATTERS FOR NOTING

Nil

10. REPORTS FROM BARKLY REGIONAL COUNCIL

10.1 COUNCIL REPORT- OCTOBER 2020

MOTION

That the Authority

- a) Receive and note the report

RESOLVED

Moved: LA Member Andrew Butcher

Seconded: LA Member Jeffrey Nelson

CARRIED UNAN.

Resolved AMLA 76/20

11. BRC'S RESPONSE TO LA ISSUES RAISED

12. THE REGIONAL COUNCIL'S PROPOSED REGIONAL PLAN

13. VISITOR PRESENTATIONS

13.1 DEPT. TERRITORY FAMILIES AND HOUSING AND COMMUNITIES

RECOMMENDATION

That the Authority

- a) Receive and note the presentation.

14. OTHER BUSINESS

14.1 CONFIRMATION OF NEXT MEETING DATE

MOTION

That the Authority

- a) Confirm the next meeting to be held on 16th December 2020.

RESOLVED

Moved: Cr. Ricky Holmes

Seconded: LA Member Jeffrey Nelson

CARRIED UNAN.

Resolved AMLA 77/20

15. CLOSE OF MEETING 11:23am

THIS PAGE AND THE PRECEEDING 4 PAGES ARE THE MINUTES OF THE Ampilatwatja Local Authority Meeting HELD ON Wednesday, 11 November 2020 AND CONFIRMED Wednesday, 16 December 2020.

Jeffrey Nelson
Chair

Robert Smith
Area Manager

ACTIONS FROM PREVIOUS MINUTES

| | |
|--------------------|---|
| ITEM NUMBER | 3.1 |
| TITLE | Action Item from Previous Meeting |
| REFERENCE | 319982 |
| AUTHOR | Robert Smith, Area Manager - Ampilatwatja |

RECOMMENDATION

That the Authority

- a) Receive and note the report.
- b) Confirm any completed items and remove them from the action list.

SUMMARY:


BACKGROUND

ISSUE/OPTIONS/CONSEQUENCES

CONSULTATION & TIMING

ATTACHMENTS:

1 [↓](#) Ampilatwatja Action List.pdf

| | | |
|---|---|---|
|  <p>BARKLY REGIONAL COUNCIL</p> | <p>AMPILATWATJA LOCAL AUTHORITY ACTION LIST</p> | <p>Updated 8th May 2019</p> |
|---|---|---|

| MEETING DATE | TASK / PROJECT | ACTIONS TO BE TAKEN | BUDGET SOURCE | ACTION LEADER | COMPLETED/STATUS |
|--------------|----------------|---|---------------|---------------|--------------------------------|
| 11/03/2020 | Water Trough | Water trough to be bought and installed to allow donkeys to drink from. | LA Funding | A/M | Ongoing – Installation on hold |
| 11/03/2020 | Ablution Block | Purchase and installation of Ablution Block | LA Funding | A/M | Ongoing |
| 08/05/2019 | Solar Lights | Additional solar lights have been requested by the LA | LA Funding | A/M | Ongoing |
| 17/06/2020 | Scoreboards | Scoreboards to be built on the football and softball ovals in conjunction with Rainbow gateways | LA Funding | AM | Ongoing |

CHIEF EXECUTIVE OFFICER REPORTS

| | |
|--------------------|-----------------------------------|
| ITEM NUMBER | 4.1 |
| TITLE | Monthly CEO Report |
| REFERENCE | 319935 |
| AUTHOR | Mark Parsons, Operations Director |

RECOMMENDATION

That Council

- A) Receive and Note the Director of Operations Report.

SUMMARY:

OPERATIONS REPORT MAY 2021

I would like to begin this report by thanking Ray Hocking for his efforts filling in as the Acting Operations Director this month. Ray is always happy to get involved and it was good to have him in Tennant Creek while I was in the Acting CEO role.

Ray and Makhaim travelled around the Communities over a four-day period to attend the May LA meetings. Unfortunately, only two Local Authorities made quorum this month. They were Ali Curung and Alpururulam. The report I got back from the Ali Curung meeting was that it was well represented by service providers, so much so that our team had to bring in extra seating from the Council office to accommodate all the extra people. Even though the other LA meetings did not go ahead, Ray still used this opportunity to visit all Communities and to meet the Managers that he had not met yet.

The other big event this month was the music roadshow that was organised by the backbone team and presented by our very own Mayor and Warren H Williams. All reports from the communities is this was a great event and they would love to see this more often. The Road Show was organised to promote the Regional Alliance portion of the Regional Deal. Even though this was a Backbone promoted event we need to acknowledge the hard work done by our Community Development team, in particular the Community Safety team that followed the Road Show around tirelessly and cooked the BBQ,s and helped out where they could. So Great Work Team.

Council has reinvigorated its Municipal team in Arlparra this month by employing some staff at Ampilatwatja and having them travel to Arlparra of a day to keep the local area well maintained. I am already getting positive feedback from the region on the good work the guys have are doing.

The good work in Elliott continues to grow with the team up there getting rid of the flying foxes. Ray and his team kept pestering the bats until they decided Elliott wasn't the place to be so good work to the team on winning this battle of wits. Elliott has also had a few long-term LA projects completed this month. One of these is the shade sail over the Anzac Memorial, which is now complete. In addition, the picnic tables and the Marques have arrived and will be installed in the coming weeks.

Alpururulam Area Manager Troy Koch has been on leave and Bob Baldry has stepped up into the Acting role once again so a big thanks to Bob.

Tennant Creek Depot crew had a visit from the Mayor again this month and they made sure he was busy for the day. They did some grass cutting and then did some inspections Of the alleyways to get them ready for painting. As usual, all had fun when the Mayor was around.

Once again, we have some great work going on in our Region. It's also great to see the depth of Leadership we are developing through our staff.

BACKGROUND

<<Enter Text>>

ORGANISATIONAL RISK ASSESSMENT

<<Enter Text>>

BUDGET IMPLICATION

<<Enter Text>>

ISSUE/OPTIONS/CONSEQUENCES

<<Enter Text>>

CONSULTATION & TIMING

<<Enter Text>>

ATTACHMENTS:



FINANCE

ITEM NUMBER 5.1
TITLE Monthly Finance Report
REFERENCE 319993
AUTHOR Makhaim Brandon, Administration Officer

RECOMMENDATION

That the Authority

- a) Receive and note the report.

SUMMARY:

BACKGROUND

ISSUE/OPTIONS/CONSEQUENCES

CONSULTATION & TIMING

ATTACHMENTS:

1 [↓](#) Monthly Finance Report.pdf

Barkly Regional Council
Local Authority Allocation
Project: 405

Amplatwatja

INCOME
LA Grants Received
Grants Received
INCOME TOTAL

EXPENDITURE
Approved Minutes
LA Funding Expended

- Oct-14 Toilet rental
- Apr-15 Trimmer & Lawn Mower
- Apr-16 Football Changeroom
- May-17 3 Industrial Washing Machines
- Apr-17 Ride-On Mower
- Jun-18 Portable Toilets & Trailer
- Jun-18 Childrens Playground Shelter
- Jun-18 6 Shade Shelters
- Oct-19 Purchase 6 Solar Lights
- Apr-17 Two Rover Lawn Mowers
- Oct-20 Animal Management Activities
- May-17 Waterline - Football Oval Troughs
- May-17 Amplatwatja ablation block
- May-17 3 Industrial Washing Machines
- May-17 Amplatwatja ablation block
- Apr-17 Animal Management Activities
- Oct-19 Purchase 6 Solar Lights
- Nov-20 Waterline - Football Oval Troughs
- Nov-20 Ablution Block Allocation

EXPENDITURE TOTAL

Balance of funds to be committed

| Budget | Income and Expenditures | | | | | | Total |
|-------------------|-------------------------|------------------|------------------|------------------|------------------|------------------|-------------------|
| | 2014-2015 | 2015-2016 | 2016-2017 | 2017-2018 | 2018-2019 | 2019-2020 | |
| 443,550.18 | 51,646.18 | 61,532.00 | 61,532.00 | 67,210.00 | 67,210.00 | 67,210.00 | 443,550.18 |
| 443,550.18 | 51,646.18 | 61,532.00 | 61,532.00 | 67,210.00 | 67,210.00 | 67,210.00 | 443,550.18 |
| 14,420.00 | 14,420.00 | | | | | | 14,420.00 |
| 4,303.63 | 4,303.63 | | | | | | 4,303.63 |
| 30,297.00 | 30,297.00 | | | | | | 30,297.00 |
| 10,134.00 | 2,625.55 | | | | | | 10,134.00 |
| 6,199.09 | 7,508.45 | | 223.14 | | | | 6,199.09 |
| 19,990.00 | 5,975.95 | | | | | | 19,990.00 |
| 19,190.00 | 19,990.00 | | | | | | 19,190.00 |
| 12,120.00 | 19,190.00 | | | 12,120.00 | | | 12,120.00 |
| 3,890.45 | 3,890.45 | | | | | | 3,890.45 |
| 2,552.73 | 2,552.73 | | | | | | 2,552.73 |
| 94.70 | 2,424.42 | 94.70 | | | | | 94.70 |
| 3,854.85 | 1,430.43 | 1,430.43 | | | | | 3,854.85 |
| 3,403.30 | 3,403.30 | 3,403.30 | | | | | 3,403.30 |
| 9,866.00 | | | | | 9,866.00 | | 9,866.00 |
| 160,045.66 | | 56,603.57 | 54,868.86 | | 42,167.65 | 6,407.58 | 160,045.66 |
| 14,905.30 | | | | | 14,905.30 | | 14,905.30 |
| 271.05 | | | | | 271.05 | | 271.05 |
| 7,663.15 | | | | | 7,663.15 | | 7,663.15 |
| 120,349.27 | | | | | 53,139.27 | 67,210.00 | 120,349.27 |
| 443,550.18 | 51,646.18 | 61,532.00 | 61,532.00 | 67,210.00 | 67,210.00 | 67,210.00 | 443,550.18 |
| - | 0.00 | 0.00 | 0.00 | 0.00 | 0.00 | 0.00 | \$0.00 |

AREA MANAGERS REPORT

ITEM NUMBER 6.1
TITLE Monthly Area Manager Report
REFERENCE 319994
AUTHOR Robert Smith, Area Manager - Ampilatwatja

RECOMMENDATION

That the Authority

- a) Receive and note the report.

SUMMARY:

BACKGROUND

ISSUE/OPTIONS/CONSEQUENCES

CONSULTATION & TIMING

ATTACHMENTS:

- 1 [↓](#) AREA MANAGERS REPORT MAY 2021.pdf
- 2 [↓](#) May Report.pdf

AREA MANAGER REPORT- AMPILATWATJA**Month-May 2021****GENERAL:**

- We have not had a LA Meeting since December due to some of our LA Members resigning. We welcome Lester Peterson & Alwyn Morton as our new LA Members Ampilatwatja is now back to full LA members for meetings.
- This has been a busy Month looking after Ampilatwatja & Arlparra for myself and the Municipal crew sending 3 Municipal Workers to Arlparra 3 days a week to do Essential Services as well as looking after services in Ampilatwatja. The Soapy Bore road has been Graded as well as Arlparra football oval. Road into Ampilatwatja and fire breaks have been done as well as the windy hill oval and softball oval.
- I would like to welcome Amaziah Club, Lester Peterson and Lenard Kenny who is our Municipal Supervisor to our Municipal Team, all my Municipal Team are doing a great job at maintaining all services in Ampilatwatja & Arlparra.
- Aged Care are working well with Vicky Sherrah as Team leader.
- S/R are also running well with Elise Larkin.
- N/P are still recruiting.
- My Office Staff are doing a great job running C/Link, PO and Admin with Tracey Smith and Mary-Lou.
- The Binns track to Irrultja has also been graded.

HIGHLIGHTS:

- Ampilatwatja had the Barkly Back Bone Team travelling roadshow early in the Month with the Mayor playing in the band and a BBQ it was a good night had by all the Community.
- We also had 4 Bands from some other Communities come to Ampilatwatja on the 28th – 30th of May the community and visitors were all well behaved and all enjoyed there selves.
- The Ablution and Laundry Building has commenced Harvey Developments are in the process of mobilizing their equipment, As soon as they have finished the Ablution Block they will start the upgrade of the Basketball Court which should be finished in time for the upcoming Sport Carnival at end of September 2021.

ISSUSE:**NIL**



Ampilatwatja Sport and Recreation May 2021 Report

May 2021 Sport and Recreation Program:

- Sport and Recreation welcomed a new Sport and Recreation Officer to the team, happy to have Roselene on board, she has been working very hard at her job and has been working well with all the children
- Lots of new and exciting programs have been happening at Sport and Recreation,
 - We were lucky enough to have Tennis NT come out again and do some more tennis activities with the children, Tennis NT are also having a tournament later in the year in Darwin and have selected a couple of children to participate in the tournament
 - We also had the pleasure of having two Youth Workers Charlotte and Cairns helping out in the Month of April and May, they were from CAYLUS, they did lots of activities with the children including repairing old bikes the children loved it and it was great to see everyone getting involved
 - Gymnastic NT has also been to the Sport and Recreation program in the month of May, the children really enjoyed gymnastic, so hopefully we are able to get them out in community again
 - The band equipment has been getting some use which has been good to see from some of the fellas in community
 - Stephen is also still working on music with some of the young fellas a couple of news songs have been made

Looking forward to seeing what the month of June has to offer!

Barkly Regional Council
41 Peko Road
Tennant Creek NT 0860

PO Box 821
Tennant Creek NT 0861

T: 08 8962 0000
E: reception@barkly.nt.gov.au
www.barkly.nt.gov.au

GENERAL BUSINESS

ITEM NUMBER 7.1
TITLE BRC Regional Plan
REFERENCE 319809
AUTHOR Makhaim Brandon, Operations Administration Officer

RECOMMENDATION

That the Authority

- a) Receive and note the report;
- b) Provide feedback to council on the regional plan.

SUMMARY:

BACKGROUND

ISSUE/OPTIONS/CONSEQUENCES

CONSULTATION & TIMING

ATTACHMENTS:

1 [↓](#) BRC_RegionalPlan2021-2022_CouncilEMAIL.pdf




BARKLY REGIONAL COUNCIL

2021-2022 Regional Plan



REGIONAL PLAN 2021-2022



Our logo



The Barkly Regional Council's logo was created by Barbara Whippy, who incorporated designs from the previous, smaller community councils.

The baseline represents the McDouall Ranges, which lie north of Tennant Creek township. Named after Colonel James McDouall, they are locally known as the "Honeymoon Ranges", so called by newlyweds camping on mining leases during the 1930s gold rush.

Contents

| | |
|---|----|
| Message from the Mayor | 4 |
| Chief Executive Officer's Report | 5 |
| About Us | 6 |
| Governance | 7 |
| Barkly Regional Council Elected Members | 10 |
| Barkly Regional Council Organisation Structure | 11 |
| <i>Our Vision</i> | 12 |
| Monitoring Council Performance | 13 |
| Regional Strategy and Service Delivery | 14 |
| Barkly Regional Deal | 15 |
| <i>Our Goals</i> | 17 |
| Regional Plan: 2021–2022 | 18 |
| <i>Service Delivery Priorities</i> | 25 |
| Corporate Services Directorate | 26 |
| Community Development Directorate | 27 |
| Operations Directorate | 29 |
| Infrastructure Directorate | 30 |
| Major Infrastructure Projects | 31 |
| <i>Opportunities and Challenges</i> | 32 |
| Council Community Services Chart | 33 |
| Community Profiles and Local Authority Projects | 34 |
| Ali Curung | 34 |
| Alpurrulam | 35 |
| Ampilatwatja | 36 |
| Arlparra | 37 |
| Elliott | 38 |
| Tennant Creek | 39 |
| Wutunugurra | 40 |
| <i>Financial Planning</i> | 41 |
| Long-term Financial Plan 2021–2026 | 42 |
| Budget 2021–2022 | 43 |
| Rating Policy | 53 |
| Elected Member and Local Authority Allowances | 58 |
| Council Fees and Charges 2021–2022 | 59 |





Message from the Mayor



It is my pleasure to present Barkly Regional Council's Regional Plan and Budget for the 2021–2022 financial year.

The Regional Plan shows Council's intentions and goals for the coming financial year. It is put together with input from Local Authorities, Elected Members and staff within Council. Adopting a logical and practical approach has meant that Council has settled on a Plan and Budget that reflects the expectations of each community and ensures an equitable amount of funding for services and infrastructure.

As the third term of Barkly Regional Council comes to an end, I am pleased to be able to hand Council onto the new Council, knowing it is in a good financial and operational position. We have also set a challenging but achievable set of priorities for the year which will enhance the work completed to date, while also completing many projects.

The Local Government Election will take place in August 2021. This means that we will have to disband all Council Local Authorities, Committees and Sub-committees and re-establish them post-election, as well as swear in the newly elected Mayor and Councillors.

With the Electoral Commission allowing Regional Councils to operate remote polling stations, our remote communities will receive ample time to vote in this year's election. This not only benefits our remote residents it also benefits Council, as the Local Government Election is paid for by Council, so the more work done by our staff, the lower the cost to ratepayers.

The 2021–2022 financial year will be busy, as Council are commencing and completing a range of projects from our Five Year Infrastructure Plan, as well as the continued implementation of the Barkly Regional Deal 28 initiatives. Council has now completed 22 projects from the Five Year Infrastructure Plan with a further 17 projects having commenced. It is our goal to continue to deliver projects listed in the Five Year Infrastructure Plan and complete more of these projects in the coming years.

A number of our major infrastructure projects will be completed in the 2021–22 financial year. A new chapel in the Tennant Creek cemetery, two new youth centres – one in Ali Curung and one in Tennant Creek – the Purkiss Reserve upgrade and an ablution block for Elliott oval, just to name a few.

On behalf of Elected Members I would like to thank Council staff for their efforts and acknowledge their commitment to their work. I would also like to extend my appreciation to the Chief Executive Officer, Steve Moore, for his support in leading the Barkly Regional Council team across the Region. We share a common goal to serve the community as a responsive, efficient, accountable and respectful Council.

Jeffrey McLaughlin
Mayor

Chief Executive Officer's Report



As we enter the new financial year we find Council in a good position, following several years of steady improvement. Our top priority will be to complete a number of long term projects prior to the end of the Council term in August 2021.

Our focus for the first quarter will be successfully completing the Local Government Election, the Electoral Commission has agreed to allow Regional Councils to operate remote polling stations. This will see polling booths open for longer in remote communities, giving more residents the opportunity to vote. The election is carried out at Council's cost – the more we can do ourselves, the lower the cost to rate payers.

The capital budget for the new year is \$1.43 million, with a further \$1.5 million in funds carried forward as part of our financial commitment to projects in our Remote Communities under the Regional Deal. The priority for capital funds continues to be plant and machinery replacement along with priority infrastructure upgrades on Council assets.

Our Five Year Infrastructure Plan is a key component in prioritising works to be completed. With the Infrastructure Plan now implemented and projects underway, our focus will shift during the year to look for opportunities to secure additional funding to complete more projects.

The Building Better Regions Fund grant is a component of the Barkly Regional Deal that Council is leading. The BBRF projects include the construction of the two new Youth Centres, one in Tennant Creek and one in Ali Curung, a bicycle path in Tennant Creek and a new skate park in Alpururulam. Construction of all four projects is scheduled to be completed in the 2021-2022 financial year. These projects will represent the first completed major construction projects that are part of the Regional Deal, and are a credit to Council and our hard working staff.

Another Regional Deal initiative is the Futures Fund for residents living outside of Tennant Creek. Council has contributed \$3 million to the fund to

be spent in our Remote Service Delivery Centres. With the first four projects approved, we expect to complete construction during the first half of the year. The projects are: Elliott football oval change rooms, Ampilatwatja sports and recreation upgrade, Wutungurra BMX pump track construction and the Arlparra sports and recreation upgrade.

The previous two financial years saw planning continue for the Purkiss Reserve Upgrade in Tennant Creek. This \$9 million major project is funded by the Northern Territory Government to improve sporting facilities for residents and visitors in the region. After many delays in the design phase, some construction has commenced, with the project now expected to be completed in the 2021-2022 financial year.

We recognise there will be significant challenges ahead with Council continuing to operate in a tight fiscal environment. With COVID19 still lingering, operations are likely to be impacted well into the new financial year.

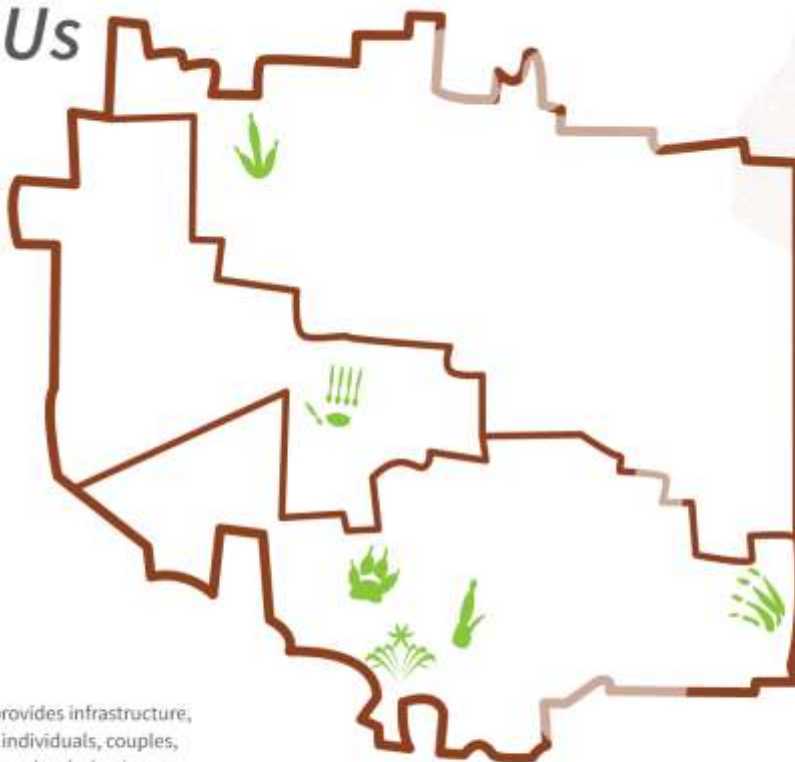
With rates, fees and charges all frozen during the 2020-2021 financial year, Council expects a modest 2% increase in charges for the coming year. Rates, fees and charges make up approximately 15% of our annual income and we continue to reinvest this money into community assets and programs that support our rate payers.

Our Councillors and Mayor continue to be active in the community and work hard to support Council staff. I look forward to continue working with our Mayor and Elected Members to deliver on our vision of making the Barkly Region the preferred location to live, work, visit and invest in. With a strong, visionary Council, engaged and proactive Local Authorities, sound financial management and committed, dedicated staff, Barkly Regional Council is ready to face the new financial year and deliver on the contents of this Regional Plan.

Steve Moore

Chief Executive Officer

About Us



WHO WE ARE

Barkly Regional Council provides infrastructure, services and programs to individuals, couples, families, children's groups, schools, businesses and agencies across the Barkly. This Region has a resident population of 8,563 (Australian Bureau of Statistics 2016).

WHERE WE ARE

Situated between Alice Springs and Katherine with the town of Tennant Creek at its heart, the Barkly Region covers 323,514 square km. The Region consists largely of open grass plains and some of the world's largest cattle stations. Its boundaries extend eastwards from Tennant Creek (570.1km) to the community of Alpururulam near the Queensland border. It runs as far south as Barrow Creek (206 km south of Tennant Creek), 287.2 km north of Tennant Creek to Newcastle Waters and westwards into the Tanami Desert.

WHO WE SERVE

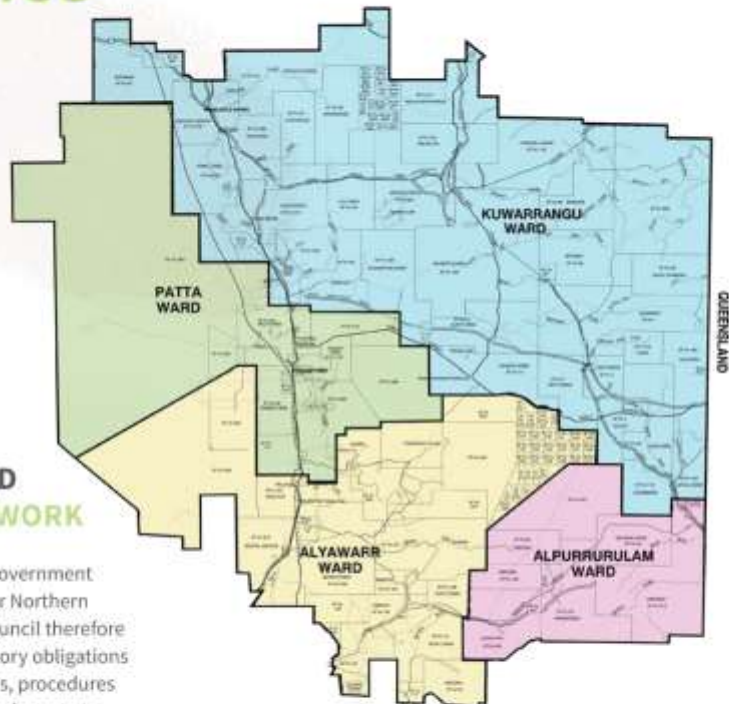
Barkly Regional Council serves the townships of Tennant Creek and Elliott as well as the communities of Ali Curung, Ampilatwatja, Arlparra, Alpururulam, Elliott and Wutunugurra (Epenarra). In addition to these communities, there are approximately eight minor communities, the largest of which include Tara and Mungkarta, 70 family outstations, 49 pastoral stations, mining operations and commercial properties.

OUR ABORIGINAL CULTURE

Aboriginal people and their culture are an important part of the Barkly Region. At Barkly Regional Council we recognise and respect the traditional owners of communities and the fact that Australian Aboriginal culture is the oldest continuing culture in the world. Approximately 70 per cent of the people who live in the Barkly are Aboriginal, with 16 language groups, Warumungu, Warlpiri, Alyawarr, Kayetye, Warlmanpa, Wakaya, Mudburra, Wambaya, Jingili, Kudanji, Ngamga, Binbinga, Garrawa, Yanyuwa, Waanyi and Mara. English is frequently a third or even fourth language.

Australian Aboriginal people have had their own forms of governance for tens of thousands of years and it is in this cross-cultural atmosphere and spirit of trust that Council works with traditional owners and community residents. Having strong and effective Aboriginal representatives on the Council also provides an opportunity to discuss and develop effective two-way communication and engagement, as well as develop strong governance principles and practices. Council is also one of the largest employers of Aboriginal employees in the Region.

Governance



ADMINISTRATION AND REGULATORY FRAMEWORK

The Council is bound by the Local Government Act and Regulations, as well as other Northern Territory and Federal legislation. Council therefore has to comply with a range of statutory obligations in its operations. All internal systems, procedures and methods of operation must be adequate to efficiently manage and record these compliance matters.

HISTORY

In October 2006 the Northern Territory Government (NTG) announced the reform of local government areas. The intention of the reform was to improve and expand the delivery of services to towns and communities across the Northern Territory by establishing 11 new super shires. On 1 July 2008 the Barkly Shire Council was formed; becoming the second largest Local Government area in Australia at 323,514 square kilometres, after East Pilbara shire in Western Australia at 380,000 square kilometres.

Following a review of Local Government, the NTG announced that amongst other changes the name "Shire Council" would be changed to "Regional Council" in the eight large Northern Territory Shires. Council agreed to introduce this change on the 1st January 2014, marking the start of a new era for the Barkly Regional Council. The NTG also flagged increasing the responsibility of Local Authorities, formerly known as Local Boards, in representing local communities and towns. These changes were embraced and reflect a growing sophistication and acknowledgment of the developing regional responsibility of the Barkly Regional Council.

ELECTORAL REVIEW

Barkly Regional Council is required to complete an electoral review during the council term and 12 months before the next general election, in accordance with section 23(2) of the *Local Government Act 2008 (Act)*. The mandatory review is to assess whether the present constitutional arrangements provide the best electoral representation for the local government area of the council.

With new legislation commencing in July 2021, councils were given the option to consider providing a short report that briefly addresses the matters outline in regulations 63(2) and (3) of the *Local Government (Electoral) Regulations 2008*.

The short report was completed on the 8th of July 2020. All matters relevant to the region's electoral representation arrangements under the Local Government Act 2008 were duly considered. No significant changes were noted since the last Electoral Review completed in 2015. The current arrangements still provide effective representation of the council area. No changes to the constitutional arrangements for council representation were proposed.

Governance

ELECTED MEMBERS

The Barkly Regional Council is governed by an elected Mayor and a Deputy Mayor, who are nominated every 12 months, and 11 Councillors. These elected members represent four (4) wards:

- Alyawarr Ward** (4 elected members)
- Patta Ward** (5 elected members, plus Mayor, currently from the Patta Ward)
- Alpurrurulam** (1 elected member)
- Kuwarrangu** (2 elected members)

The Local Government Act, Part 4.3, Section 42(3), allows for Regional or Shire Councils to have at the election of Council, the title of Mayor or President. On 14 September 2017, the Council resolved to change the principle member's title from President to Mayor.

COUNCIL COMMITTEES

Council holds Ordinary Council Meetings every month at Council Chambers in Tennant Creek with Special Council Meetings called as required. All council meetings are open to the public, unless confidential business is being considered.

We encourage attendance by residents of our townships, our communities and other members of the public. Agendas and minutes are available on the Barkly Regional Council website <https://barkly.nt.gov.au> for free.

- **People and Culture Sub-Committee:**
Mayor Jeffrey McLaughlin, Cr Sid Vashist, Cr Kris Civitarese, and Cr Ray Aylett
- **Procurement Sub-Committee:**
Cr Kris Civitarese, Deputy Mayor Ronald Plummer and Cr Sid Vashist
- **Purkiss Reserve Consultative Sub-Committee:**
Mayor Jeffrey McLaughlin, Deputy Mayor Ronald Plummer and Cr Sid Vashist

- **Cultural Competency Sub-Committee:**
Mayor Jeffrey McLaughlin, Deputy Mayor Ronald Plummer, Cr Karan Hayward, Cr Lucy Jackson, Cr Noel Hayes, Cr Ricky Holmes and Cr Jennifer Mahoney
- **Audit and Risk Sub-Committee:**
Mayor Jeffrey McLaughlin, Deputy Mayor Ronald Plummer, Cr Kris Civitarese and Cr Sid Vashist

COUNCIL WORKING GROUPS

- **Family and Domestic Violence:** Mayor Jeffrey McLaughlin

EXTERNAL COMMITTEES

- **NT Place Names Committee:**
Deputy Mayor Ronald Plummer
- **Development Consent Authority Committee:**
Cr Kris Civitarese, Cr Sid Vashist, Cr Hal Ruger (Alternate)
- **NT Water Safety Committee:**
Mayor Jeffrey McLaughlin
- **NT Tobacco Committee:** Cr Kris Civitarese
- **Chamber of Commerce:** Cr Kris Civitarese
- **Beetaloo User Panel:** Mayor Jeffrey McLaughlin
- **Tourism Central Australia Board:**
Mayor Jeffrey McLaughlin
- **Music NT Board:** Mayor Jeffrey McLaughlin



Alpururulam airstrip

LOCAL AUTHORITIES

Local Authorities are established under the Local Government Act and have the following functions under that Act:

- (a) To involve local communities more closely in issues related to local government;
- (b) To ensure that local communities are given an opportunity to express their opinions on questions affecting local government;
- (c) To allow local communities a voice in the formulation of policies for the locality as well as policies for the area and the region;
- (d) To take the views of local communities back to the regional council and act as advocates on their behalf;
- (e) To contribute to the development of the relevant regional plan;
- (f) To make recommendations to the council in relation to the council's budget, and to review expenditures by the council, in relation to the part of the council's area within which the local authority performs its functions; and
- (g) To perform other functions assigned to the local authority by the Minister, in accordance with any guidelines that the Minister may make.

Council approves the nominations for each Local Authority at a Council Meeting. As vacancies arise, potential members nominate themselves for the Local Authority and a Chairperson of each Local Authority is chosen from their memberships.

All meetings are attended by the Mayor and Ward Councillors when available, and senior Barkly Regional Council staff. Agendas and minutes are available on the BRC website: <https://www.barkly.nt.gov.au>

Barkly Regional Council Elected Members



Mayor Jeffrey McLaughlin
(Patta Ward)

PATTA WARD



Councillor Kris Civitarese



Councillor Karan Hayward



Deputy Mayor
Ronald Plummer



Councillor Hal Ruger



Councillor Sid Vashist

ALYAWARR WARD



Councillor Jack Clubb



Councillor Ricky Holmes



Councillor Lucy Jackson



Councillor Noel Hayes

KUWARRANGU WARD



Councillor Ray Aylett



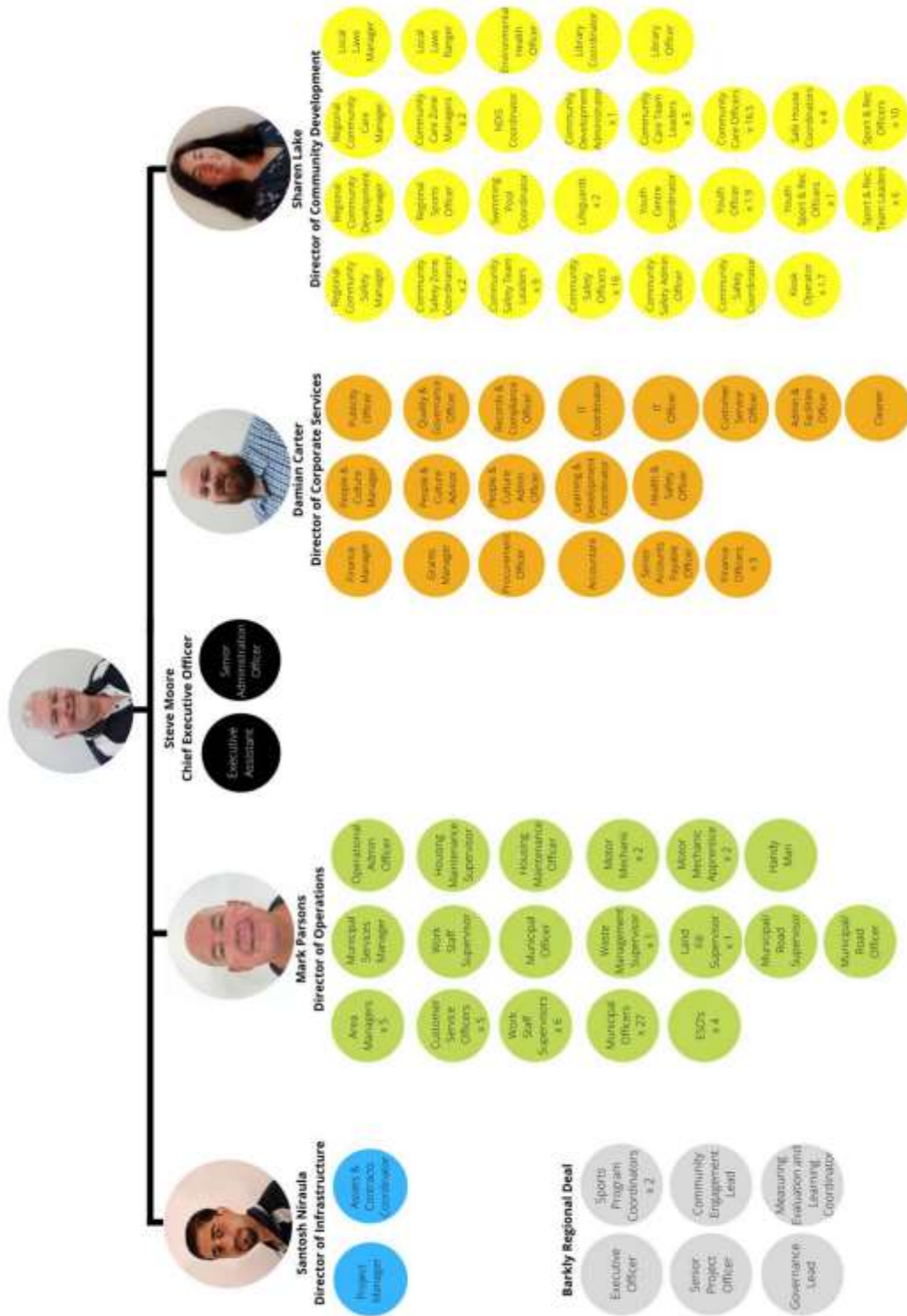
Councillor Jane Evans

ALPURRURULAM WARD



Councillor Jennifer Mahoney

Barkly Regional Council Organisation Structure



Our Vision

We strive to be a responsive, progressive, sustainable Council which respects, listens and empowers the people to be strong.



Senator Sam McMahon, Deputy Prime Minister Michael McCormack and Mayor Jeffrey McLaughlin

CORE BUSINESS

From local government funding we provide essential and municipal services in the towns, communities and homelands across the Barkly Region.

From the funding of the Federal and Northern Territory Governments we provide contracted agency services to our residents.

Income from property owners and ratepayers and service charges from the provision of services supports both local government and agency services.

CORE COMPETENCE

Through our work in regional communities, we have developed a strong understanding of how to best serve the needs of those communities.

Barkly Regional Council contributes to our region by valuing all of its members and providing services to individuals, families and communities in ways that respect their dignity and culture and fulfil their needs for community services that provide safer communities. We provide a stable platform for workforce development and program delivery across our region.

CORE VALUES

Our values inform how we work and are reflected in our employees and services. Our values are founded in the service standards, and are lived out through our interactions with each other:

- We believe that all people in all communities are equal in dignity and have equal rights
- Our employees are committed to working with people and communities in ways that value them, that are non-discriminatory, and that promote social justice
- We are committed to the common good. Our employees work with people to ensure that they have access to the resources and services they need to effectively participate in the community
- Our employees value the contributions of clients and communities, and foster local community driven services
- The Council has developed a *Reflect Reconciliation Action Plan*, endorsed by Reconciliation Australia, which will be used to create greater understanding of how we can best deliver services and support to all communities of the Barkly.

Monitoring Council Performance



COUNCIL ADMINISTRATIVE FRAMEWORK

There are no pending changes in the administrative and/or regulatory framework in which the plan relates. The new Local Government Act will come into effect on the 1st of July 2021.

COMMUNITY

Community members are encouraged to attend Local Authority meetings to observe their deliberations and decisions, including projects. They can also speak directly to Council Area Managers, their Local Authority members and ward Councillors for feedback and updates.

LOCAL AUTHORITIES

Council reports regularly to Local Authorities on progress against their plans and decisions and any other projects or areas of concern identified by the Local Authorities.

COUNCILLORS

Barkly Regional Council employees regularly report to Elected Members on progress through the objectives, also known as Key Performance Indicators (KPIs), outlined under the Regional Strategy and Service Delivery, budget performance and other strategies identified by Council. Councillors are responsible for monitoring the Council's spending and progress to ensure that identified outcomes are achieved.

DIRECTORATES

Directors are responsible for the monitoring, reporting and implementation of their operational or infrastructure plans. These plans help ensure the achievement of objectives/KPIs, leading to positive outcomes for the community and the Barkly Region. A great deal of the work of Barkly Regional Council is funded from external agencies, such as grants and funding agreements with governments at a Federal and Territory level. Funding agreements impose on Council detailed performance targets and reporting regimes to monitor outcomes.

COUNCIL STAFF

Each Council team member is responsible for ensuring their work aligns with the infrastructure, strategic and regional plans.

NT GOVERNMENT AND GENERAL PUBLIC

Council documents, including agendas, policies, financial reports, confirmed minutes, annual reports and media releases, are available on the Council website <https://www.barkly.nt.gov.au>.

Barkly Regional Council has a principle of transparency wherever possible to ensure that our stakeholders, community residents and other members of the public are aware of Council operations and key governance measures. Council conducts community feedback questionnaires on a range of issues on its provision of services.

The Barkly Regional Council's Regional Plan and Annual Report must be presented to the Minister responsible for Local Government annually to ensure compliance with our governing legislation.

Regional Strategy and Service Delivery

STRATEGIC PLAN 2021–2026

The Barkly Regional Council Five Year Strategic Plan consists of seven overarching goals for the entire organisation. Within each of the seven goals, there are key objectives that help identify how Council will achieve these goals throughout the five-year period. It includes performance indicators to ensure Council has the ability to adequately monitor the progress and track how successful the objectives are. There are target dates to ensure that Council will have a timeline for each of the objectives and their respective goals.

REGIONAL PLAN 2021–2022

This Regional Plan 2021–2022 describes the vision, values and core competencies of Council. The plan identifies the needs of the towns and communities in the Barkly and how Council will meet those needs in the upcoming financial year. The major infrastructure projects to commence this financial year are the Purkiss Reserve upgrade, the cycle path in Tennant Creek and the new Youth Centres in Ali Curung and Tennant Creek. In addition to these major projects, this Regional Plan also outlines the priority projects for all communities in the Barkly Region.

LOCAL AUTHORITY INDIVIDUAL COMMUNITY PLANS

Our Local Authority Individual Community Plans cover the goals and priorities for individual communities within the Barkly Region. Each of these plans have been developed in consultation with residents and Local Authority members of each community. Projects highlighted by Local Authorities of each community then feed into the Five Year Infrastructure Plan to set out priorities, objectives and timelines to ensure all Local Authorities are working towards getting what they want for their communities.

INFRASTRUCTURE PLAN 2021–2026

The Five Year Infrastructure Plan consists of major infrastructure projects identified for the Barkly Region, initiated either through Local Authority feedback, Councillors feedback or identified through our asset management plan for renewal or upgrading. A Major project is considered to be a project that costs more than \$250,000. With limited discretionary funds, Council relies heavily on grant funding from both the Federal and Northern Territory Governments to meet the costs of projects. The infrastructure plan is key to ensuring that as many projects are completed as possible. Tracking projects is performed through listing needs of towns and communities, either new infrastructure developments or upgrades.

ASSET MANAGEMENT PLAN

The Asset Management Plan provides details of Council's current assets, valued at approximately \$52 million, and their current condition. The plan defines the level of service and how the service is to be provided. This plan includes the effective and efficient management of Council assets for transport infrastructure, buildings and facilities, parks and gardens, streetlights and a range of vehicles. It also identifies and outlines the cost to upgrade and replace infrastructure and equipment as they reach the end of their life expectancy.

WORKFORCE MANAGEMENT PLAN

Barkly Regional Council has now adopted the Workforce Management Plan, which provides a benchmark for the organisation regarding Council's workforce. In conjunction with the Workforce Management Plan, the People & Culture department are currently creating Management workshops for employee Inductions and probations, to provide the appropriate training to ensure that Council retains their staff. Another project that has commenced which was included in the Workforce Management Plan, is the employee Recognition Program. This annual event is celebrated with a morning tea and an award ceremony to show recognition to our long term employees.

Barkly Regional Deal



Landscape of Epenarra, Susie Peterson, 2018

Barkly Backbone Offices, Shop 1/163 Paterson Street, Tennant Creek

The Barkly Regional Deal (the Deal) is a 10 year, \$78.4 million investment in the Barkly region of the Northern Territory. Driven by community-identified priorities, the Deal is a commitment by the Australian and Northern Territory Governments and the Barkly Regional Council to work collaboratively with Barkly communities to support the economic, social and cultural future of the region.

The deal is governed by the Interim Governance Table which consists of Traditional Owners and representatives from the 16 language groups

across the Barkly Region, Aboriginal organisations, youth, business leaders and the non-government sector as well as representatives from the three levels of government. The Governance Table is the overarching governance body that will lead the development and implementation of the Barkly Regional Deal to boost economic development, improve social conditions and reinforce the region's strong Aboriginal culture and history over the next 10 years.

These 28 initiatives are outlined below.

Economic Development
\$37.97 million

- Regional Workforce Strategy
- Youth Infrastructure
- Barkly Business Hub
- Youth Justice Facility
- New Housing Builds
- Justice Infrastructure Investments
- Upgrade Alpuurrulam Airstrip
- Economic Growth Strategy
- Maximising Aboriginal Employment
- Barkly Mining and Energy Services Offer
- Weather Radar
- Improvements to the Delivery of the Community Development Program (CDP)

Social Development
\$31.75 million

- Tennant Creek Visitor Park
- Government Investment and Service
- Crisis Youth Support – Safe Places and Accommodation
- Trauma Informed Care
- Multi-purpose Accommodation Facility
- Student Boarding Facility
- Social and Affordable Housing Private–Public Partnership
- Community Sports
- Ages Care Services in the Barkly Region
- Childcare Places

Culture and Place-making
\$8.65 million

- Barkly Local Community Projects Fund
- Local Community Governance
- Community Meditation
- Arts Centre in Elliott – Feasibility Study
- Update Council Website about Australian Aboriginal History
- Marketing and Promotion



WORKING GROUPS

Through the Barkly Regional Deal, a new approach to collaborating with the community has been established. Steering Committees and Working Groups provide an interface where community stakeholders can provide recommendations to government partners about certain aspects of the 28 initiatives.

There are currently four active working groups:

- **Regional Workforce Strategy Working Group**
The Working Group will provide accurate and timely advice and recommendations on key regional workforce and Aboriginal employment initiatives. The Working Group will take into consideration the Barkly Jobs Profile and key infrastructure plans.
- **Economic Growth and Support Working Group**
This working group's initial focus is the Barkly Business Hub and Economic Growth Strategy. They also provide reports and recommendations on other key economic drivers within the region, including making a submission to the Territory Economic Reconstruction Commission and discussions with key stakeholders and potential investors for the Barkly region.
- **Crisis Youth Support Working Group**
The aim is to increase the level and type of youth support in the region through the creation of a children and young people's safe space and refuge. This working group discusses needs, challenges, priorities and opportunities for children and young people within the Barkly region.

- **Visitor Park Working Group**
This working group plays an active role in providing recommendations to the government around the location, design and service model of the future Tennant Creek Visitor Park.

The Youth Justice Facility Working Group has now completed its role and this initiative is progressing forward with a smaller design group for the final stages of development.

There will be two new groups forming over the coming months:

- **Service System Reform (Steering Committee)**
This aims to strengthen the collaboration, coordination and accountability of government funded and delivered services in the Barkly region.
- **Measuring Change (Working Group)**
The role of this group will be to measure if the Barkly Regional Deal is being implemented as planned and achieving its intended outcomes.

There are currently Council representatives and/or employees participating in the majority of these groups:

Visitor Park Working Group: Mark Parsons, Mayor Jeffrey McLaughlin

Regional Workforce Strategy Working Group: Damien Carter

Crisis Youth Support Working Group: Sharen Lake, Mayor Jeffrey McLaughlin

Measuring Change Working Group: Sharen Lake

Our Goals

- 1. Become the Employer of Choice in the Barkly Region**
- 2. Have a strong, culturally appropriate and respectful relationship with all residents, government agencies and stakeholders within the Barkly Region**
- 3. Improve community infrastructure across the Barkly Region**
- 4. Provide services, facilities and programs to address social inequality and advance the region**
- 5. Develop the Barkly for the benefit of residents and visitors**
- 6. Provide leadership through best practice in governance and financial management**
- 7. Protect and promote the environment, resources and natural heritage of the Barkly**

Regional Plan: 2021–2022

DONE

DATE
DUE

1. Become the Employer of Choice in the Barkly Region

OBJECTIVE 1.1: Reduce staff turnover of full time and permanent part time employees

| | | |
|-----------|---|-------------|
| ACTION 1: | Continue staff engagement initiatives each year Length of service awards At least one staff function per community per year Bi-annual staff get together for each locality | Annually |
| ACTION 2: | Recruit only those people suitable for the position | Annually |
| ACTION 3: | Conduct annual staff surveys | Annually |
| ACTION 4: | Conduct bi-annual staff performance appraisals | Bi-Annually |
| ACTION 5: | Continue to convert casual staff to permanent | Bi-Annually |
| | Introduce 2 new staff engagement initiatives each year Document robust and timely recruitment procedures to ensure consistent recruitment standards Recruit only those people suitable for the position | |

OBJECTIVE 1.2: Maintain a workforce plan incorporating: • Training and Development Plans

| | | |
|-----------|---|-------------|
| ACTION 1: | Develop individual training and development plans to align with strategy | June 2022 |
| ACTION 2: | Bi-annual staff performance appraisals to incorporate employee career paths | Bi-Annually |
| ACTION 3: | Identify current gaps between current staffing and workforce needs | Annually |
| ACTION 4: | Review Workforce Management Plan | Annually |
| | Develop a workforce plan | |

OBJECTIVE 1.3: Improve staff engagement and morale

| | | |
|-----------|---|----------|
| ACTION 1: | Continue staff engagement initiatives each year Length of service awards At least one staff function per community per year Bi-annual staff get together for each locality | Annually |
| ACTION 2: | Organisation wide acknowledgment of staff who perform well above expectation | |
| ACTION 3: | Quarterly staff briefings incorporating morning tea or lunch | |
| ACTION 4: | Conduct exit interviews for resigning staff | |
| ACTION 5: | Conduct annual staff survey | Annually |
| | Introduce 2 new staff engagement initiatives each year | |

OBJECTIVE 1.4: Increase the number of staff recruited from within the Barkly Region

| | | |
|-----------|---|---------------|
| ACTION 1: | Forward plan to recruit school leavers from Barkly High Schools at the end of the school year | Dec. Annually |
| ACTION 2: | Maximise the use of CDP and identify CDP workers suitable for permanent or part time employment | |
| ACTION 3: | Advertise staff vacancies locally through electronic media i.e. social media, website, Talent Propeller and newspaper | |
| ACTION 4: | Use Tennant Creek Show Day and Careers Day to promote Council to the public | |
| | Forward Plan to recruit school leavers from Barkly High Schools at the end of the school year | |

OBJECTIVE 1.5: Maintain a vacancy rate below 5%

| | | |
|-----------|---|-------------|
| ACTION 1: | Regularly review staff performance and provide honest feedback | Bi-Annually |
| ACTION 2: | Streamline and document the recruitment process | June 2022 |
| ACTION 3: | Identify the areas of high turnover and develop a mitigation strategy | |
| ACTION 4: | Maximise the use of recruitment software | |
| | Regularly review staff performance and provide honest feedback | |

2. Have a strong, culturally appropriate and respectful relationship with all residents, government agencies and stakeholders within the Barkly Region

DONE

DATE
DUE

OBJECTIVE 2.1: Ensure effective engagement with Local Authorities

ACTION 1: Ensure Local Authorities (LA) meet as scheduled

ACTION 2: Rigorously enforce LA attendance policy

ACTION 3: Hold minimum of one public forum in each community

ACTION 4: Conduct resident satisfaction surveys in each community

Annually

Annually

Ensure Local Authorities meet as scheduled

Hold minimum of one public forum in each community annually.

OBJECTIVE 2.2: Obtain regular feedback from residents, government agencies and stakeholders

ACTION 1: Conduct satisfaction surveys once per year

ACTION 2: Hold minimum of one public forum per community

ACTION 3: Hold regular meetings with government agencies and external stakeholders

Annually

Annually

Hold minimum of one public forum per community each year

Hold regular meetings with government agencies and external stakeholders

OBJECTIVE 2.3: Ensure staff are trained and able to communicate appropriately in a cross cultural environment

ACTION 1: Recruit only those people suitable for the position

ACTION 2: Maintain a program for Councillors and LA's to brief new staff on the area and cultural history

ACTION 3: Make wider use of the community and culture induction booklet

ACTION 4: New identified staff to attend and participate in cross-cultural training

Recruit only those people suitable for the position

Introduce a program for Councilor's and LA's to brief new staff on the area and cultural history

Develop a community and culture induction handbook

OBJECTIVE 2.4: Develop an internal and external communication strategy

ACTION 1: Quarterly staff briefings incorporating morning tea or lunch

ACTION 2: Continue the use of social media platforms

ACTION 3: Keep Council's website current and relevant

ACTION 4: Conduct exit interviews for resigning staff

ACTION 5: Conduct annual staff survey

Quarterly

Sept. 2021

Annually

Quarterly staff briefings incorporating morning tea or lunch

Increase the use of social media platforms

Monthly email updates to staff

OBJECTIVE 2.5: Maintain a vacancy rate below 5%

ACTION 1: Regularly review staff performance and provide honest feedback

ACTION 2: Streamline and document the recruitment process

ACTION 3: Identify the areas of high turnover and develop a mitigation strategy

ACTION 4: Maximise the use of recruitment software

ACTION 5: Monthly email updates to staff

Bi-Annually

June 2022

Monthly

3. Improve community infrastructure across the Barkly Region

DONE

DATE
DUE

OBJECTIVE 3.1: Effectively maintain existing infrastructure to a high standard, including:

- Roads · Footpaths · Lighting in public spaces and council properties · Council properties including council owned housing · Public parks and gardens · Landfills
- Plant and Equipment

ACTION 1: Maintain a workforce plan to ensure we have sufficient staff to maintain current infrastructure

ACTION 2: Maintain a robust reporting system for members of the public to report faults/damage

ACTION 3: Develop and maintain a ticketing system to identify faulty/damaged property

Sept. 2021

Develop a workforce plan to ensure we have sufficient staff to maintain current infrastructure
Develop and implement a robust reporting system for members of the public to report faults/damaged property

OBJECTIVE 3.2: Maintain a five year infrastructure plan

ACTION 1: Complete commenced infrastructure projects in a timely manner:

June 2022

- Two new Youth Centres – Ali Curung, Tennant Creek
- Bike path in Tennant Creek
- Priority 1 Road Resealing – Tennant Creek
- Construct Cemetery Chapel – Tennant Creek
- Complete Lake Mary Ann Playground upgrade – Tennant Creek
- Complete Skate Park – Alpururulam
- Construct Basketball Court – Alpururulam
- Construct Ablution Block – Ampilatwatja
- Complete Sports and Recreation Centre Refurbishment – Ampilatwatja
- Construct Football Oval Change rooms – Elliott
- Construct BMX Track - Wutunugurra

ACTION 2: Identify priority maintenance needs of existing infrastructure

ACTION 3: Budget to meet infrastructure requirements within the budgeting framework

Annually

Develop a five year infrastructure plan

OBJECTIVE 3.3: Develop a mechanism to obtain feedback from the community on infrastructure needs

ACTION 1: Conduct at least one public forum per year in each community

Annually

ACTION 2: Ensure LA's are meeting as scheduled and infrastructure planning reviewed twice yearly by LA

Bi-Annually

ACTION 3: Conduct one survey in each community each year

Annually

Conduct at least one public forum per year in each community
Ensure LA's are meeting as scheduled and infrastructure planning reviewed twice yearly by LA
Conduct at least one survey in each community each year

OBJECTIVE 3.4: Ensure effective planning to care for new and existing infrastructure

ACTION 1: Maintain a workforce plan

ACTION 2: Annual maintenance budgets to be sufficient to cover basic maintenance needs

Annually

ACTION 3: Maintain asset management plan and review annually

Annually

ACTION 4: Update asset management plan and review annually

Annually

ACTION 5: Complete and execute annual planned maintenance plan

Annually

Develop a workforce plan

4. Improve community infrastructure across the Barkly Region

| |
|------|
| DONE |
| DATE |
| DUE |

OBJECTIVE 4.1: Provide employment opportunities for Barkly Residents

- ACTION 1: Forward plan to recruit school leavers from Barkly High Schools at the end of the school year
- ACTION 2: Develop individual training and development plans
- ACTION 3: Continue apprenticeships and traineeships to programs
- ACTION 4: Identify new funded programs that fit within Council's strategic objectives to increase employment opportunities

Dec. Annually

Forward Plan to recruit school leavers from Barkly High Schools at the end of the school year
Continue apprenticeships and traineeships to grow our own staff

OBJECTIVE 4.2: Advocate on behalf of all residents in the Barkly

- ACTION 1: Participate in local, Territory and National forums to promote the needs of Barkly Residents
- ACTION 2: Maintain positive media coverage of the Barkly
- ACTION 3: Work with Government, industry and funding bodies for greater investment in the Barkly

OBJECTIVE 4.3: Create and maintain a positive living environment for our communities

- ACTION 1: Keep public spaces clean, tidy and well presented
- ACTION 2: Deliver efficient and effective Municipal services
- ACTION 3: Participate in the annual tidy towns competition

Annually

Keep public spaces clean, tidy and well presented
improve municipal service delivery
Participate in Tidy Towns competition

OBJECTIVE 4.4: Maintain a five year infrastructure plan

- ACTION 1: Grow the five year infrastructure plan to a 10 year plan
- ACTION 2: Effectively maintain new infrastructure required in each community
- ACTION 3: Effectively maintain current infrastructure

Develop a five year infrastructure plan

OBJECTIVE 4.5: Increase the number of funded programs Council operates across the Barkly

- ACTION 1: Identify new funded programs that fit within Council's strategic objectives



Backhoe delivered in Elliott



Barkly Highway



Elliott Oval

5. Develop the Barkly for the benefit of residents and visitors

| |
|------|
| DONE |
| DATE |
| DUE |

OBJECTIVE 5.1: Attract new investment into the Barkly

- ACTION 1: Lobby Territory and Federal Governments to invest in the Barkly
- ACTION 2: Actively participate in the Barkly Regional Deal Economic Development Working Group
- ACTION 3: Identify new business opportunities through public consultation
- ACTION 4: Engage with Government and business to identify new business opportunities

OBJECTIVE 5.2: Gain additional government spending in the Barkly Region

- ACTION 1: Participate in local, Territory and National forums to promote the needs of Barkly Residents
- ACTION 2: Maintain positive media coverage of the Barkly
- ACTION 3: Work with Government, industry and funding bodies for greater investment in the Barkly

OBJECTIVE 5.3: Increase tourism in the Barkly Region

- ACTION 1: Promote and Support the regular updating of the Tourism Master Plan
- ACTION 2: Participate in the Barkly Tourism Action Group
- ACTION 3: Promote the Barkly as a destination through Council's social media sites
- ACTION 4: Support and promote community events
- ACTION 5: Provide an annual budget to support community events

Develop a Tourism Master Plan

Annually

OBJECTIVE 5.4: Have partnerships with organisations based in the Barkly

- ACTION 1: Work with Tourism Central Australia and Tourism NT to promote the Barkly
- ACTION 2: Maintain partnerships to make greater use of Council assets
- ACTION 3: Partner with local business and BRD Economic Development Working Group to identify new business opportunities for the Region

Establish partnerships to make greater use of Council assets.



Tingkarli / Lake Mary Ann Dam

6. Provide leadership through best practice in governance and financial management

DONE

DATE
DUE

OBJECTIVE 6.1: 100% compliance with the Local Government Act

- ACTION 1: Conduct annual reviews and periodic audits to ensure compliance with internal policies and Local Government legislation
- ACTION 2: Maintain the risk management strategy and policy via the Audit and Risk Committee
- ACTION 3: Conduct an annual review of the finance policies

Annually
Annually
Annually

Implement a risk management strategy and policy (Audit and Risk committee to oversee)

OBJECTIVE 6.2: Zero incidents of fraud and no audit qualifications

- ACTION 1: Maintain all policies and procedures to ensure robust, best practice policies and procedures are in place
- ACTION 2: Continuous improvement of policies/procedures to ensuring relevance and identifying where additional policies are required
- ACTION 3: Maintain an independent chair to the Audit and Risk Committee to ensure best practice and financial controls are in place

OBJECTIVE 6.3: Elected members are fully aware of their role and their responsibilities

- ACTION 1: Conduct annual governance, meeting procedures and financial awareness training with Elected Members
- ACTION 2: Following the Local Government Election in August 2021:
Induct new Councillors
Deliver governance training to new Councillors
Call for new nominations for Local Authorities
Call for new nominations for Council Committees and Sub-Committees
Training of new Local Authority members
- ACTION 3: Ensure Elected Members are aware of changes in applicable Government legislation including changes to the Act.
- ACTION 4: Maintain Local Authorities handbook and training program for Local Authority members

Annually
Dec. 2021

Develop a Local Authorities handbook and training program for LA members

OBJECTIVE 6.4: Implement integrated planning framework that provides financial stability

- ACTION 1: Complete and annual and five year cash flows and review
- ACTION 2: Complete accurate annual budgets and review twice yearly
- ACTION 3: Provide support to the Barkly Regional Deal Backbone Team to assist with development of Community Plans
- ACTION 4: Move from five year to ten year forward planning
- Financial Planning - Asset Management Plans - Infrastructure Planning
- Strategic Planning - Workforce Plans

Bi-Annually
Bi-Annually

Dec. 2022

Complete accurate annual budgets and review twice yearly

OBJECTIVE 6.5: Provide sound financial management to protect Council while delivering the maximum services to residents and visitors in the Barkly region

- ACTION 1: Complete accurate operating, cash flow and capital budgets and review twice yearly
- ACTION 2: Ensure all grant funding is expended in line and on budget and acquitted on time with funding agreements
- ACTION 3: Liaise with external stakeholders to promote Council's interest and share services where possible to maximise return on financial investment
- ACTION 4: Monitor financial management reporting to facilitate accurate budget management

Bi-Annually

Ensure all grant funding is expended in line and on budget with funding agreements
Improve financial management reporting to facilitate accurate budget management

7. Protect and promote the environment, resources and natural heritage of the Barkly

| |
|----------|
| DONE |
| DATE DUE |

OBJECTIVE 7.1: Reduce illegal dumping in the Barkly

- ACTION 1: Reduce illegal dumping on Council land with rigorous enforcement
- ACTION 2: Work with stakeholders and the EPA to catch and prosecute illegal dumpers
- ACTION 3: Review dump fees annually
- ACTION 4: Regularly monitor illegal dump site to catch offenders
- ACTION 5: Maintain and promote Snap, Send, Solve app

Annually

Fully develop and implement a public awareness campaign
 Work with stakeholders to catch and prosecute illegal dumpers
 Review annual dump fees.

OBJECTIVE 7.2: Improve waste management practices

- ACTION 1: Participate in local, Territory and National forums to promote the needs of Barkly Residents
- ACTION 2: Expand Tennant Creek landfill
- ACTION 3: Work with Government, industry and funding bodies for greater investment in the Barkly

Quarterly
 Dec. 2022

Review all Barkly Land fill sites

OBJECTIVE 7.3: Use the natural resources of the Barkly for the benefit of residents and visitors in the Barkly

- ACTION 1: Support appropriate, environmentally friendly mining development proposals within the Barkly
- ACTION 2: Promote the regions natural beauty and cultural heritage
- ACTION 3: Promote and support regular updates of the Tourism NT Master Plan for the Barkly
- ACTION 4: Actively support renewable energy opportunities for the Barkly
- ACTION 5: Commence program to introduce solar power for Council assets
- ACTION 6: Lobby Power Water for more solar assets on communities

Annually

Develop waste management plans



Sunrise - Elliott.

Service Delivery Priorities



Davenport Ranges

The Barkly Regional Council area spans approximately 323,000 square kilometres, making it the largest area in the Northern Territory to deliver services within. We are often required to move personnel and equipment across this vast region to deliver services promptly and effectively. Delivering services to an area of this magnitude presents many unique challenges to Council, to combat that, we have developed long-term strategic planning initiatives to help alleviate some of these challenges.

Our aim for 2021–2022 is to improve service delivery through some key initiatives. These are:

- Continued purchase of additional equipment based in communities to reduce the need to transport equipment between communities;
- Train community Municipal staff to operate the new equipment;
- Complete major capital works such as the Purkiss Reserve upgrade and Building Better Regions Fund projects (new youth centres in Tennant Creek and Ali Curung, a bike path in Tennant Creek and skate park in Alpurrurulam);
- Continue the on-going program to improve footpaths in Tennant Creek and Elliott;
- Continue work on Regional Deal and support the Regional Deal Governance Table;
- Continue the implementation of the recommendations in the external review of Organisational Structure and Internal Processes; and
- Complete the capital expenditure program for the year.

Council staffing numbers will remain reasonably static following the addition of three new positions last year, program grant funding is expected to remain steady for the year. Some positions will be changed or upgraded to provide recognition of the skill level of some Council staff. This will also assist to achieve a greater level of customer service and accountability throughout Council.

CORPORATE SERVICES

The Corporate Services Directorate delivers activities that combine or consolidate enterprise-wide needed support services, provided based on specialized knowledge, best practices, and technology to serve internal customers.

The Directorate is responsible for the following departments and positions:

- People and Culture
- Finance
- Grants Management
- Procurement
- Public Relations and Communication
- Events Management
- Hygiene Services
- Quality & Compliance
- Records Management
- Governance
- IT
- Fleet
- Administration

During the coming year the Corporate Services Directorate will deliver enterprise-wide support services to Council. In addition, the Directorate will provide direct support to the CEO to ensure this annual plan is achieved. The priorities for the year will be to:

- Oversee the annual capital expenditure budget;
- Ensure compliance to the new Local Government Act which came into effect in July 2021;
- Support Council's ongoing commitment to the Barkly Regional Deal;
- Continue the implementation of the recommendations in the external review of Organisational Structure and Internal Processes;
- Empowering our Team Leaders, Program Managers and Area Managers by providing the training, mentoring and support regarding Human Resources practices;
- Identifying and providing mandatory training to ensure that employees are competent within their role;
- The creation of an employee well-being program to improve performance and job satisfaction;
- The education of our employees regarding the aspects of Workplace Health and Safety; and
- The implementation and monitoring of Workplace Health and Safety policies and procedures to reduce/mitigate injuries throughout Council.



Apprentice of the Year Award; (L-R) Councillor Karan Hayward, Mayor Jeffrey McLaughlin, Deputy Mayor Ronald Plummer, Matthew Ruger (Award recipient), Councillor Sid Vashist

COMMUNITY DEVELOPMENT

The Community Development Directorate is responsible for the delivery of services throughout the Barkly Region with a community health, wellbeing and safety focus. These programs include Tennant Creek Swimming Pool, Community Safety, Aged Care, NDIS, Safe Houses, Local Laws Rangers, Animal Management, Environmental Health, Libraries, Youthlinx Centre, Regional Sports Initiatives and Youth, Sports and Recreation programs that also provide outside school hours care.

Community Development programs are 100% reliant on external funding. We will continue to work with funding bodies to guarantee funding provision meets the service delivery needs and continue to seek funding arrangements that exceed 1 and 2 year agreements.

During the 2021–22 period, there will be an increased focus on restoration of program delivery due to the COVID19 interruptions, which diminished staffing throughout the region and had a direct impact on service delivery. We are committed to being an employer of choice, building staff capabilities and providing a safe and vibrant workplace through ongoing training and development opportunities, scheduled staff recalls and strong leadership.

For the coming year the Directorate will focus on:

- Improving efficiencies in recruitment by supporting part time employment opportunities, rather than casual employment where possible, and proactive recruitment to ensure that all communities within the portfolio are adequately staffed;
- Development of a service delivery model for the newly built Youth Facility in Tennant Creek (YouthLinx), ensuring the program model and requirements are in line with community needs and seek additional funding to support this model;
- Review the Barkly Regional Council's Youth Plan, which is aimed at improving a range of wellbeing outcomes for children through access to afterhours activities, and vacation care programs with increased targeted programs, such as music, multimedia, cultural activities and arts; and
- Maximise use of the newly upgraded Purkiss Reserve Facility, Elliott Football Oval and Ampilatwatja Basketball Court, by the reinvigoration of sports and recreation activities, introduction of new sports;



Youthlinx sports activities



Tennis at Tara community - Collaboration between Barkly Regional Council, NT Police and Tennis Australia

- Undertake quality reviews of BRC Aged Care service delivery and program's compliance with the eight standards set out in the national Aged Care Quality Standards;
- Increase service delivery of Aged Care and NDIS Programs through streamlining funding to meet the needs of each community, this includes working with funding bodies to vary deliverables against needs analysis;
- Development of Community Safety Plans throughout the region, led and developed by community collaboration; and
- Undertake program service delivery surveys and community safety surveys throughout the region.

As with all service delivery, we work with many challenges including staff recruitment and retention, lack of fit for purpose infrastructure and resource, the vastness of geographical area and high costs of service delivery. By ensuring staff are well supported, programs delivered with continuous improvements and working with funding bodies to address funding shortfalls and social inequity, we strive to deliver culturally appropriate services and programs.



Youthlink - Tingkarti / Lake Mary Ann Dam

OPERATIONS

Our Operations Directorate is responsible for delivering municipal and essential services to the remote communities of Ali Curung, Alpururulam, Ampilatwatja, Arlparra, Wutunugurra and the towns of Tennant Creek and Elliott. The Directorate also liaises with the Area Managers for each of the communities.

During the coming financial year 2021–2022, the Operations Directorate will focus on:

- Supporting Area Managers to ensure there is a clear understanding of Council's expectations for service delivery;
- Facilitate capital expenditure lists to ensure that all communities continue to receive required infrastructure;
- Work with Local Authorities to assign projects to the five Year Infrastructure Plans;
- Ensure the right staff members are hired to carry out works;
- Ensure these staff members have the appropriate training to carry out their work;
- Working with the Tennant Creek Municipal Depot Manager to set rosters for machinery allocation to each community on a regular basis;



Murray Downs road flooding

Bat and bird management, Elliott

- Work with the infrastructure team and Area Managers to establish a maintenance roster for community vehicles;
- Instill a Workplace Health and Safety mentality through all communities to reduce workplace accidents;
- Work with Local Authority to ensure meetings take place as scheduled;
- Work with Area Managers to ensure Local Authorities are effectively supported and guided to make effective decisions to support the community;
- Provide effective governance support to Area Managers and Local Authorities and improve communication between communities, management and Barkly Regional Council;
- Assist all directorates on communities to have open discussions to facilitate communication networks;
- To facilitate the communication between the Regional Deal Backbone Team and the remote communities and towns;
- Coordinate the request for expenditure of the Community project funds between the Local Authorities and the Regional Deal Backbone Team;
- Support the Infrastructure team with the many projects underway on the Communities.

INFRASTRUCTURE

At Barkly Regional Council the Infrastructure Directorate is responsible for maintaining and upgrading Council assets which include parks, gardens, cemeteries, car parks, storm water drains, buildings, halls, sport and recreational facilities, street lights, waste landfills (upgrades only) and roads.

The Infrastructure Directorate is comprised of a Director, Project Manager and Assets and Contracts Coordinator. The team has progressed well in developing a system of identification for Council Assets and their maintenance. The department developed and started using an IT ticketing system for lodgement of maintenance requests. Four (4) major infrastructure projects have been completed in 2020-2021 – Alpururulam Landfill fencing, Ampilatwatja roads, resealing and shoulder compaction, Tennant Creek Roads resealing and Lake Mary Ann Dam Playground. Fourteen (14) major infrastructure projects have been awarded and started in Barkly Regional Council communities and are expected to be completed by the end of the financial year 2021-2022.

During the coming year the Infrastructure Directorate will focus on:

- Leading the Building Better Regions Fund (BBRF) construction projects including the construction of two Youth Centres, a bike path and a skate park;
- Complete our Drought funding projects (up to \$1 million stimulus funds for community projects);
- Complete Major infrastructure projects from other funding programs; i.e. Capital Project Fund from Barkly Regional Deal, Road to Recovery (R2R) Funding, Priority Infrastructure Fund (PIF), Special Community Assistance and Local Employment (SCALE) fund;
- Liaise with Department of Infrastructure Planning and Logistics (DIPL) around the progression of the Purkiss Reserve project; and
- Work with the Procurement committee to make Council procurement more efficient and effective.



Tingkkarli / Lake Mary Ann Dam Playground



Youth Centre Signage, Peko Road

Major Infrastructure Projects

PURKISS RESERVE UPGRADE

Barkly Regional Council has received \$9 million from the Northern Territory Government to upgrade Purkiss Reserve, an important public space in Tennant Creek. Purkiss Reserve, which is approximately 9.6 hectares, contains the swimming pool, ovals and many sporting facilities.

Funded by the NTG's Department of Tourism and Culture with a recoverable works agreement between Council and the Department of Infrastructure, Planning and Logistics (DIPL), work has commenced on this project which has suffered delays during the previous year.

It provides cultural, sporting, entertainment and facilities for healthy lifestyles of all ages. It also brings great visual relief to Tennant Creek, which is located in a sparse and desert-like environment.

Members of the Purkiss Reserve Consultative Committee, both past and present, and Councillors from the previous council and staff have all contributed to the development of Purkiss Reserve.

The redevelopment is scheduled to be completed this year and will result in a fantastic new facility for the Region. A new Youth Centre will also be constructed on the Reserve as part of the Building Better Region Fund projects.



Purkiss Reserve Plan - Bennett Design

BUILDING BETTER REGIONS FUND

Four major projects, including Tennant Creek Youth Centre and Ali Curung Youth Centre, a bicycle path through Tennant Creek and a new skate park in Alpururulam have already been started as \$7.6 million Building Better Regions Fund grant has been secured as part of the Regional Deal. These important infrastructures will assist us in achieving our goal to improve infrastructures within the Region.

Council has a number of smaller projects planned for the year, the largest of which is new change rooms for Tennant Creek Civic Hall and construction of a bigger workshop in Ampilatwatja.

Opportunities and Challenges



CHALLENGES

As is the case with most Local Government Councils in the Northern Territory, the Barkly Regional Council faces financial, remote and cultural challenges in performing its roles and functions. These challenges can be broken down into three key areas, these are:

- Human Resource: Being a remote location, Council traditionally has issues trying to recruit and retain suitably qualified staff
- Financial: Council has some unique financial challenges with higher service delivery and project costs due to being in remote Australia, whilst having lower income streams compared to other Australian Local Government Areas
- Geographical: Council delivers services to an area larger than the size of the state of Victoria which provides difficulties coordinating activities across a large and dispersed geographical area.

OPPORTUNITIES

There are opportunities to work closer with local agencies and to continue to strengthen regional cooperation between the Barkly Regional Council and other Central Australian Councils. Barkly Regional Council actively participates in the Central Australian ROC (Regional Organisations of Council) and works closely with the NT and Federal Governments through the Regional Deal and other key initiatives.

Council strives to build and maintain exceptional relationships with key stakeholders including CDP providers, Government Departments and all NGOs and other community based organisations.

Mining exploration has been showing some positive results for the Region and the construction of a gas pipeline from Tennant Creek to Mount Isa is now complete. The Region has attracted new interest from vegetable growers, as well as the future plans for Hydraulic Fracturing in the Northern Territory. Being in the centre of the Northern Territory means Tennant Creek is located where the roadways from the East Coast of Australia placing it in strategic location from a logistics sense. This is recognised by the development study into the establishment of a multi-modal facility and rail terminal at Tennant Creek, currently being undertaken. The Barkly has one of the highest solar irradiance resources on the planet. Meaning the energy sector is starting to look to the Barkly to produce clean, renewable energy via solar farms. The flagship of these projects is Sun Cable's plans to build the world's largest solar farm in the Barkly which will eventually provide 20% of Singapore's energy needs by 2027. Council continues to actively campaign for new investment into the Barkly to create jobs and generate economic growth within our Region.

Barkly Regional Council is a member of the Local Government Association of the Northern Territory (LGANT), which is made up of five municipal, three shire, nine regional councils and one association. As the peak organisation for local government in the Northern Territory, LGANT provides a broad-based research and policy development service for members in response to local, territory and national issues including changes proposed for legislation.

The Council receives services from CouncilBiz, the local government subsidiary established under the Local Government Act to facilitate the efficient provision of administration, information technology and financial services to nine (9) Councils in the Northern Territory. Our aim is to make better use of this service in the coming year.

Council Community Services Chart

Municipal Services



* Other Agencies providing services in Tennant Creek

* Other Agencies providing services

Community Profiles and Local Authority Projects

Ali Curung

Fast facts

| | |
|------------------|--|
| Ward: | Alyawarr |
| Population: | 494 (Australian Census 2016) |
| Location: | 173.2 km south of Tennant Creek |
| Road Conditions: | Sealed |
| Languages: | Warlpiri, Warumungu, Kaytetye and Alyawarr |



Local Authority Members

| | |
|--------------------|--|
| Chair: | Cr Noel Hayes |
| Deputy Chair: | Derek Walker |
| Appointed Members: | Jerry Rice, Peter Corbett, Andrew Tsavaris, Ned Kelly, Cynthia Smith, Martin |
| Elected Members: | Cr Noel Hayes, Cr Lucy Jackson, Cr Jack Clubb and Cr Ricky Holmes |
| Ex-Officio: | Mayor Jeffrey McLaughlin |

Highlights

| PROJECT | STATUS |
|---|-----------|
| Provide light on basketball court | COMPLETED |
| Construction of roof over basketball court | COMPLETED |
| Construction of shed (bough shed) | COMPLETED |
| Provide light on soft ball field | COMPLETED |
| Construction of new sports and recreation hall | COMMENCED |
| Upgrade lights to LED lighting as per dark spot audit | COMMENCED |



Alpurrurulam



Fast facts

| | |
|------------------|--|
| Ward: | Alpurrurulam |
| Population: | 420 (Australian Census 2016) |
| Location: | 570.1 km east of Tennant Creek and 17 km from the NT/QLD boarder |
| Road Conditions: | Sealed and unsealed During the Wet Season all road access to the community is cut off |
| Languages: | Alyawarr |

Local Authority Members

| | |
|--------------------|---|
| Chair: | David Riley |
| Deputy Chair: | John Mahoney |
| Appointed Members: | Laney Tracker, Charlie Larkin, Pamela Corbett, Benjamin Olshewsky, Michael Teague |
| Elected Members: | Cr Jennifer Mahoney |
| Ex-Officio: | Mayor Jeffrey McLaughlin |

Highlights

| PROJECT | STATUS |
|--|-----------|
| Fence the new landfill | COMPLETED |
| Portaloo x 2 – mens and womens plus trailers | COMPLETED |
| Road repair and maintenance of roads including resealing | COMPLETED |
| New basketball court | COMMENCED |
| Move existing skatepark and upgrade facility | COMMENCED |



Ampilatwatja



Fast facts

| | |
|------------------|------------------------------------|
| Ward: | Alyawarr |
| Population: | 418 (Australian Census 2016) |
| Location: | 314 km south-east of Tennant Creek |
| Road Conditions: | 100 kms Sealed and 220 kms dirt |
| Languages: | Alyawarr |

Local Authority Members

| | |
|--------------------|--|
| Chair: | Vacant |
| Deputy Chair: | Jeffrey Nelson |
| Appointed Members: | Leslie Morton, Lulu Teece, Anita Bailey, Rosalene Rusty, Lester Peterson, Alwyn Morton |
| Elected Members: | Cr Jack Clubb, Cr Lucy Jackson, Cr Noel Hayes, Cr Ricky Holmes |
| Ex-Officio: | Mayor Jeffrey McLaughlin |

Highlights

| PROJECT | STATUS |
|---|-----------|
| Resealing and shoulder compaction of all internal roads | COMPLETED |
| Construction of ablution block – WC and shower | COMMENCED |
| Sports and Recreation Centre upgrade (basketball enclosure) | COMMENCED |



Arlparra



Fast facts

Ward: Alyawarr
 Population: 483 (Australian Census 2016)
 Location: 381.8 km south-east of Tennant Creek
 Road Conditions: Unsealed

During the Wet Season — December to March — the roads connecting the Sandover Highway and the river are often impassable. Around 20 km of the road is sealed bitumen from Arlparra north to Urapuntja Health Centre and the airstrip.

Languages: Alyawarr and Anmatyerre

Local Authority Members

Chair: Allarica Palmer
 Deputy Chair: Shirley Kunoth
 Appointed Members: Andrew Rea, Dennis Kunoth, Clayton Daniels, Ley Fitzpatrick
 Elected Members: Cr Jack Clubb, Cr Noel Hayes, Cr Lucy Jackson, Cr Ricky Holmes
 Ex-Officio: Mayor Jeffrey McLaughlin

Highlights

| PROJECT | STATUS |
|---|-----------|
| Refurbishment of basketball court and Sport and Recreation building | COMMENCED |



Elliott



Fast facts

| | |
|------------------|--|
| Ward: | Kuwarrangu |
| Population: | 302 (Australian Census 2016) |
| Location: | 253.6 km north of Tennant Creek |
| Road Conditions: | Sealed |
| Languages: | Mudburra, Jingili, Wombaya and Warumungu |

Local Authority Members

| | |
|--------------------|--|
| Chair: | Bob Bagnall |
| Deputy Chair: | Jodi Nish |
| Appointed Members: | Jason Mullan, Christopher Neade, Kevin Gaskin, Lennie Barton |
| Elected Members: | Cr Ray Aylett and Cr Jane Evans |
| Ex-Officio: | Mayor Jeffrey McLaughlin |

Highlights

| PROJECT | STATUS |
|--|-----------|
| Shade over the water park | COMPLETED |
| Construction of footpath | COMPLETED |
| Renovation of two staff housing | COMMENCED |
| Construction of shed over memorial structure | COMPLETED |
| Ablution block with toilets at the new oval for events | COMMENCED |



Shade over memorial structure - Elliott

Tennant Creek



Fast facts

| | |
|------------------|---|
| Ward: | Patta |
| Population: | 2995 – including Town Camps (Australian Census 2016) |
| Location: | 508.6 km north of Alice Springs, 88.8 km south of Darwin |
| Road Conditions: | Sealed |
| Languages: | Warumungu, Warlpiri, Walmanpa, Alyawarr, Kaytetye, Wambaya and Jingili |

Local Authority Members

| | |
|--------------------|---|
| Chair: | Karan Hayward |
| Deputy Chair: | Greg Liebelt |
| Appointed Members: | Josephine Bethel, Ray Wallis, Linda Renfrey, Kara Blakenspoor and RONALDA WALKER |
| Elected Members: | Cr Hal Ruger, Cr Sid Vashist, Cr Ronald Plummer, Cr Kris Civitarese, Cr Jeffrey McLaughlin, Cr Karan Hayward |
| Ex-Officio: | Mayor Jeffrey McLaughlin |

Highlights

| PROJECT | STATUS |
|--|-----------|
| Install new external lighting at Council office and Civic Hall | COMPLETED |
| Council office security fencing | COMPLETED |
| Air conditioning of Civic Hall | COMPLETED |
| Extension and construction of fence around cemetery | COMPLETED |
| Construction of Staunton oval – fencing, field upgrade, line post | COMPLETED |
| Swimming pool solar water heater | COMPLETED |
| Youthlinx – specific purpose buildings | COMMENCED |
| General upgrade | COMMENCED |
| New play equipment at Tingkarli / Lake Mary Ann | COMPLETED |
| Construction of bike path with lighting | COMMENCED |
| Road upgrade | COMMENCED |
| Cemetery chapel | COMMENCED |
| Upgrade existing street light with energy efficient light and vandal resistant. Addition of extra light to dark spots | COMMENCED |

Wutunugurra

Fast facts

| | |
|------------------|--|
| Ward: | Alyawarr |
| Population: | 154 (Australian Census 2016) |
| Location: | 209.8 km south-east of Tennant Creek on the north-eastern edge of the Davenport Ranges |
| Road Conditions: | Around 87 km of sealed road and 118.8 km of unsealed Access to the community is variable, depending on weather conditions |
| Languages: | Alyawarr, Warlpiri, Kaytetye |

Local Authority Members

| | |
|--------------------|--|
| Chair: | Shirley Beasley |
| Deputy Chair: | Rochelle Bonney |
| Appointed Members: | Ada Beasley, Mark Peterson, Julie Peterson, Geraldine Beasley, Kay Beasley |
| Elected Members: | Cr Noel Hayes, Cr Lucy Jackson, Cr Ricky Holmes and Cr Jack Clubb |
| Ex-Officio: | Mayor Jeffrey McLaughlin |

Highlights

| PROJECT | STATUS |
|--|-----------|
| Construction of roof over basketball court | COMPLETED |
| Provide light on basketball court | COMPLETED |
| Establishment of water tank at cemetery (5000 L elevated polyethylene water tank with rail and fittings) | COMPLETED |
| Upgrade depot shed (did not upgrade – moved to new shed) | COMPLETED |
| Construct a BMX track | COMMENCED |
| Wutunugurra Womens Art Centre | COMMENCED |

Financial Planning

BUDGET SUMMARY 2021–2022

The budget for 2021–2022 has been completed on a consultative basis and aims to address the needs of the residents of, and visitors to the Barkly region in conjunction with the grant funded programs under the Barkly Regional Council's direction and control.

The 2021–2022 budget has been prepared using an approach whereby, Council:

- analysed community service requirements and grant funding arrangements;
- determined the resources needed to fulfil those requirements including staffing levels;
- estimated the relevant costs associated with those resources;
- established the highest level of community service provision possible, within the operational constraints of Council's available resources; and
- prepared a budget to efficiently and effectively achieve this level of service provision.

During the 2021–2022 financial year, Barkly Regional Council is expected to receive total operating revenues of \$25.22 million. Of this revenue, 75% is expected to be sourced from grants, 16% from general rates and kerbside collection charges and fees, 4% from Government contracts and agency services, 4% from general services and user charges, and the remaining 1% from other sources. In addition, Council will be looking to source an additional \$6.31 million in capital grant revenues in order to facilitate four major capital infrastructure projects in the Barkly.

Council budgets to levy \$3.94 million in rates revenue. The Rates Declaration 2021–2022 reflects a 2% of Council Rates And Charges, and a 6 percent increase in kerbside collection charges and fees. Additional detail is provided within the "Rates" section of the Regional Plan.

An analysis of Council's income streams highlights the reliance of the Barkly region on funding from other levels of government and the limited ability to raise revenue through own source income such as rates and user charges. This is of concern as the council loses its autonomy to make community based decisions when funding is based at the territory or commonwealth government level.

In expenditure terms, the five largest service delivery program areas for the Council are: Night Patrol, Youth Services, Community & Aged Care Services, Municipal & Area Management Services, and Council Services General. The largest component of operating expenditure is wages, salaries and related employee costs, a total of \$16.5 million or 58.1% of total operating costs. This is budgeted to fund 204 full-time equivalent positions across the Barkly region. This makes Council one of the largest employers in the region, and also one of the largest employers of Indigenous people in the Barkly Regional Council area.

The increase in costs of employing staff within the remote locations of the Northern Territory is an ongoing issue the council continues to deal with. This increase is not considered fully by funding agencies when determining grant allocations, often hampering the council's ability to provide quality services to the community.

Additionally, the Council has budgeted \$9.26 million for capital expenditure. The majority of this budget will be used in the construction of footpaths and an exercise corridor in Tennant Creek, construction of specific purpose youth services building in Tennant Creek, Sport and Recreation facilities upgrades at Ampilatwatja and Arparra, Local Authority expenditure totalling \$481 thousand, the construction of a purpose-built sports and recreation hall in Ali Curung, and a commitment to the Regional Development Fund under the Regional Deal. Other large capital upgrades are planned to enhance administration, animal management, information technology, and security and safety services for the region.

Funds have been committed to the renewal of footpaths in Elliott and Tennant Creek. There are ten vehicles and heavy plant due for replacement as per Council's Vehicle replacement program.

The 2021-2022 Council budget projects a \$3.17 million operating deficit after covering for depreciation of \$2.92 million.

BUDGET ASSUMPTIONS

- All current services will continue to be provided by the Council;
- There are no adverse changes in government policies impacting the Regional Council;
- Depreciation expenses are not able to be covered from operational income;
- Use of depreciation, grant revenues, and cash reserves to fund capital expenditure;
- Any unaccounted operational surpluses will be transferred to asset replacement reserves at the year-end;
- All operational and capital grant funding is fully expended;
- Council has no direct control over grants and agency income for future years.

LONG TERM FINANCIAL PLAN

The detailed long term financial plan is contained within Table 1.

The target of the council is to move to a consistent small surplus on average over the long term, where by depreciation is fully funded so as to replace assets when they complete their useful life. Major additional assumptions included within the long term financial plan include:

- Continuing reduction in corporate overheads over the next four years;
- Consistent investment into replacement of council assets in accordance with Council's Asset Management plans;
- 2.0% annual increase in CPI effecting costs and grant revenues; and
- 2.0% annual rate increase.

INFRASTRUCTURE DEVELOPMENT AND MAINTENANCE

The following table provides a summary of the budgeted infrastructure development and repairs and maintenance costs for each class of asset.

2021 - 2022

| Asset Class | Renewals/Replacement | Maintenance | Total |
|--------------------|----------------------|-------------|-----------|
| Buildings | 5,523,688 | 900,093 | 6,423,781 |
| Infrastructure | 2,163,448 | 1,020,146 | 3,183,594 |
| Plant & Equipment | 1,110,000 | 739,329 | 1,849,329 |
| Other Fixed Assets | 460,880 | - | 460,880 |

Budget 2021–2022

BARKLY REGIONAL COUNCIL

BUDGET STATEMENT OF CHANGES IN EQUITY
for the year ended 30 June 2022

| | Accumulated Surplus | Asset Revaluati on Reserve | Other Reserves | TOTAL EQUITY |
|--|------------------------|-------------------------------------|-------------------|-----------------|
| | \$'000 | \$'000 | \$'000 | \$'000 |
| 2022 - Budget | | | | |
| Balance at end of previous reporting period | 21,723 | 23,789 | 4,063 | 49,575 |
| Net (Deficit) for Year | 3,140 | | | 3,140 |
| Other Comprehensive Income | | | | |
| <i>Amounts which will be reclassified subsequently to operating result</i> | | | | |
| Transfers between reserves | (158) | | 158 | |
| Balance at end of period | 24,705 | 23,78 | 4,221 | 52,715 |
| 2021 - Final Projection | | | | |
| Balance at end of previous reporting period | 15,663 | 23,789 | 7,423 | 46,875 |
| Restated opening balance | 2,700 | | | 2,700 |
| Net Surplus for Year | | | | |
| Other Comprehensive Income | | | | |
| <i>Amounts which will not be reclassified subsequently to operating result</i> | | | | |
| Transfers between reserves | 3,36 | | {3,360} | |
| Balance at end of period | 21,72 | 23,789 | 4,063 | 49,575 |
| 2021 - Original Budget | | | | |
| Balance at end of previous reporting period | 19,746 | 23,789 | 5,527 | 49,062 |
| Restated opening balance | 2,209 | | | 2,209 |
| Net Surplus for Year | | | | |
| Other Comprehensive Income | | | | |
| <i>Amounts which will not be reclassified subsequently to operating result</i> | | | | |
| Transfers between reserves | 3,853 | | {3,853} | |
| Balance at end of period | 25,808 | 23,78 | 1,674 | 51,271 |

BARKLY REGIONAL COUNCIL

BUDGET STATEMENT OF COMPREHENSIVE INCOME
for the year ended 30 June 2022

| | Notes | Budget Draft 2022 \$'000 | Budget Original 2021 \$'000 | Final Projection 2021 \$'000 |
|--|-------|-----------------------------------|--------------------------------------|---------------------------------------|
| INCOME | | | | |
| Rates | 2 | 3,941 | 3,888 | 3,799 |
| Statutory charges | 2 | 12 | 11 | 11 |
| User charges | 2 | 887 | 992 | 793 |
| Grants, subsidies and contributions | 2 | 18,951 | 19,045 | 20,233 |
| Investment income | 2 | 38 | 38 | 38 |
| Reimbursements | 2 | 1,384 | 1,384 | 1,488 |
| Other income | 2 | 9 | 9 | 7 |
| Total Income | | 25,222 | 25,367 | 26,369 |
| EXPENSES | | | | |
| Employee costs | 3 | 16,499 | 16,031 | 15,184 |
| Materials, contracts & other expenses | 3 | 8,949 | 8,185 | 10,269 |
| Depreciation, amortisation & impairment | 3 | 2,922 | 3,192 | 2,932 |
| Finance costs | 3 | 18 | 9 | 17 |
| Total Expenses | | 28,388 | 27,417 | 28,402 |
| OPERATING SURPLUS / (DEFICIT) | | (3,166) | (2,050) | (2,033) |
| Net (gain)/loss on disposal of assets | 4 | | | |
| Amounts received specifically for new or upgraded assets | 2 | 6,306 | 4,259 | 4,733 |
| NET SURPLUS/(DEFICIT) | | 3,140 | 2,209 | 2,700 |
| Transferred to Equity Statement | | | | |
| TOTAL COMPREHENSIVE INCOME | | 3,140 | 2,209 | 2,700 |

This Statement is to be read in conjunction with the attached Notes.

BARKLY REGIONAL COUNCIL

BUDGET BALANCE SHEET
as at 30 June 2022

| | Notes | Budget Draft 2022 \$'000 | Budget Original 2021 \$'000 | Final Projectio 2021 \$'000 |
|---|-------|-----------------------------------|--------------------------------------|--------------------------------------|
| ASSETS | | | | |
| Current Assets | | | | |
| Cash and cash | 5 | 3,734 | 4,504 | 6,504 |
| Trade & other receivables | 5 | 670 | 1,306 | 900 |
| Inventories | 5 | 25 | 49 | 25 |
| Total Current Assets | | <u>4,429</u> | <u>5,859</u> | <u>7,429</u> |
| Non-current Assets | | | | |
| Infrastructure Property Plant & Equipment | 7 | 21,733 | 21,419 | 24,830 |
| Other Non-current Assets | 6 | 29,363 | 26,500 | 20,105 |
| Total Non-current | | <u>51,096</u> | <u>47,919</u> | <u>44,935</u> |
| Total Assets | | <u>55,525</u> | <u>53,778</u> | <u>52,364</u> |
| LIABILITIES | | | | |
| Current Liabilities | | | | |
| Trade & Other Payables | 8 | 1,038 | 544 | 1,054 |
| Provisions | 8 | 1,371 | 1,698 | 1,354 |
| Total Current | | <u>2,409</u> | <u>2,242</u> | <u>2,408</u> |
| Non-current Liabilities | | | | |
| Provisions | 8 | 401 | 265 | 381 |
| Total Non-current | | <u>401</u> | <u>265</u> | <u>381</u> |
| Total Liabilities | | <u>2,810</u> | <u>2,507</u> | <u>2,789</u> |
| NET ASSETS | | <u>52,715</u> | <u>51,271</u> | <u>49,575</u> |
| EQUITY | | | | |
| Accumulated Surplus | | 24,705 | 25,808 | 21,723 |
| Asset Revaluation Reserves | 9 | 23,789 | 23,789 | 23,789 |
| Other Reserves | 9 | 4,221 | 1,674 | 4,063 |
| TOTAL EQUITY | | <u>52,715</u> | <u>51,271</u> | <u>49,575</u> |

This Statement is to be read in conjunction with the attached Notes.

BARKLY REGIONAL COUNCIL

BUDGET CASH FLOW STATEMENT

for the year ended 30 June 2022

| | Budget Draft 2022 \$'000 | Budget Original 2021 \$'000 | Final Projection 2021 \$'000 |
|---|-----------------------------------|--------------------------------------|---------------------------------------|
| CASH FLOWS FROM OPERATING ACTIVITIES | | | |
| Receipts | | | |
| Rates - general & other | 4,163 | 3,878 | 4,116 |
| Fees & other charges | 1,019 | 1,302 | 1,117 |
| Investment receipts | 38 | 92 | 38 |
| Grants utilised for operating purposes | 20,227 | 16,358 | 21,646 |
| Other operating receipts | 3,013 | 2,050 | 4,361 |
| Payments | | | |
| Employee Costs | (16,462) | (13,133) | (15,161) |
| Contractual services & materials | (9,559) | (6,902) | (10,881) |
| Other operating payments | (2,396) | (1,354) | (4,058) |
| Finance payments | (36) | (30) | (17) |
| Net Cash provided by (or used in) | | | |
| Operating Activities | 7 | 2,261 | 1,161 |
| CASH FLOWS FROM INVESTING ACTIVITIES | | | |
| Receipts | | | |
| Amounts specifically for new or upgraded assets | 6,306 | 3,049 | 4,733 |
| Sale of replaced assets | 175 | - | - |
| Payments | | | |
| Expenditure on renewal/replacement of assets | (9,258) | (8,598) | (10,758) |
| Net Cash provided by (or used in) | | | |
| Investing Activities | (2,777) | (5,549) | (6,025) |
| Net Increase (Decrease) in cash held | (2,770) | (3,288) | (4,864) |
| Cash & cash equivalents at beginning of period | 6,504 | 11,221 | 11,368 |
| Cash & cash equivalents at end of period | 3,734 | 7,933 | 6,504 |

This Statement is to be read in conjunction with the attached Notes

Table 1. Whole of Council Annual and Long-term Financial Plan Budgets

| INCOME AND EXPENSE STATEMENT | LONG-TERM PLAN | | | |
|---|----------------|-----------------------------------|-----------------------------------|-----------------------------------|
| | Annual Budget | Financial Year 2022-2023 \$ | Financial Year 2023-2024 \$ | Financial Year 2024-2025 \$ |
| OPERATING INCOME | | | | |
| Rates | 3,941 | 4,020 | 4,100 | 4,182 |
| Statutory Charges | 12 | 15 | 15 | 16 |
| User Fees and Charges | 887 | 750 | 765 | 780 |
| Operating Grants and Subsidies | 18,951 | 18,952 | 19,331 | 19,718 |
| Interest / Investment Income | 38 | 38 | 38 | 39 |
| Other Income | 1,393 | 1,447 | 1,476 | 1,505 |
| TOTAL INCOME | 25,222 | 25,222 | 25,726 | 26,240 |
| OPERATING EXPENSES | | | | |
| Employee Expenses | 16,499 | 16,348 | 16,675 | 17,008 |
| Materials and Contracts | 8,185 | 7,597 | 6,993 | 6,377 |
| Elected Member Allowances | 332 | 480 | 480 | 480 |
| Elected Member Expenses | 245 | 163 | 163 | 163 |
| Council Committee & LA Allowances | 175 | 113 | 113 | 113 |
| Council Committee & LA Expenses | 12 | 12 | 12 | 12 |
| Depreciation, Amortisation and Impairment | 2,922 | 2,967 | 3,026 | 3,087 |
| Other Expenses | 18 | 18 | 18 | 18 |
| TOTAL EXPENSES | 28,388 | 27,698 | 27,480 | 27,258 |
| BUDGETED OPERATING SURPLUS / DEFICIT | (3,166) | (2,476) | (1,755) | (1,018) |
| Capital Grants Income | 6,306 | - | - | - |
| BUDGETED SURPLUS / DEFICIT | 3,140 | (2,476) | (1,755) | (1,018) |
| Capital Expenses | 9,258 | 1,961 | 1,961 | 461 |
| Add Back Non-Cash Expenses | (2,922) | (2,967) | (3,026) | (3,087) |
| NET BUDGETED SURPLUS / DEFICIT | (3,196) | (1,470) | (689) | 1,608 |
| Prior Year Carry Forward Tied Funding | 4,063 | 4,221 | 2,662 | 1,162 |
| TOTAL ADDITIONAL INFLOWS | 4,063 | 4,221 | 2,662 | 1,162 |
| NET BUDGETED OPERATING POSITION | 867 | 2,751 | 1,973 | 2,770 |

Table 2. Capital Expenditure and Funding Budget

| CAPITAL EXPENDITURE | Current Financial Year Budget \$ | Financial Year 2022-2023 \$ | Financial Year 2024 \$ | Financial Year 2025 \$ | Financial Year 2025-2026 \$ |
|---|----------------------------------|-----------------------------|------------------------|------------------------|-----------------------------|
| Land and Buildings | 1,031,000 | - | - | - | - |
| Infrastructure (including roads, footpaths, park furniture) | 6,656,136 | - | - | - | - |
| Plant and Machinery | 1,109,625 | - | - | - | - |
| Fleet | 375 | - | - | - | - |
| Other Assets (including furniture and office equipment) | 460,880 | 1,960,880 | 1,960,880 | 460,880 | 460,880 |
| TOTAL CAPITAL EXPENDITURE* | 9,258,016 | 1,960,880 | 1,960,880 | 460,880 | 460,880 |
| Total capital expenditure funded by: | | | | | |
| Operating Income (amount allocated to fund capital items) | 1,615,000 | 460,880 | 460,880 | 460,880 | 460,880 |
| Capital Grants | 7,643,016 | 1,500,000 | 1,500,000 | - | - |
| TOTAL CAPITAL EXPENDITURE FUNDING | 9,258,016 | 1,960,880 | 1,960,880 | 460,880 | 460,880 |

Table 3. Planned Major Capital Works Budget – Projects / Items over \$150,000

| Asset Class | By Capital Project/Item* | Actual accumulated expenditure at the end of the prior financial year \$ | Current financial year budget \$ | Outer Financial Year 1 \$ | Outer Financial Year 2 \$ | Outer Financial Year 3 \$ | > Outer Financial Year 3 \$ | Total capital project estimated cost | Expected project completion date |
|---------------------|--------------------------|--|----------------------------------|---------------------------|---------------------------|---------------------------|-----------------------------|--------------------------------------|----------------------------------|
| Infrastructure | | | | | | | | 0 | |
| Infrastructure | | | | | | | | 0 | |
| Land and Buildings | | | | | | | | 0 | |
| Plant and Machinery | | | | | | | | 0 | |
| Plant and Machinery | | | | | | | | 0 | |
| TOTAL | | 0 | 0 | 0 | 0 | 0 | 0 | 0 | 0 |

*Items listed are examples only.

Table 4. Budget for Each Local Authority Area

This report only applies to regional local government councils.

| INCOME AND EXPENSE STATEMENT FOR THE YEAR ENDING 30 JUNE 20XX | Regional Office Budget* | Tennant Creek \$ | Elliott \$ | All Curung \$ | Amplatwatja \$ | Alpurrulam \$ | Wutunugurra \$ | Ariparra \$ |
|--|----------------------------|---------------------|-----------------|------------------|-------------------|------------------|-------------------|-----------------|
| OPERATING INCOME | | | | | | | | |
| Rates | 3,941 | - | - | - | - | - | - | - |
| Statutory Charges | 12 | - | - | - | - | - | - | - |
| User Fees and Charges | 4 | 468 | 77 | 86 | 74 | 98 | 7 | 73 |
| Operating Grants and Subsidies | 12,680 | 1,258 | 1,188 | 992 | 1,172 | 654 | 203 | 804 |
| Interest / Investment Income | 38 | - | - | - | - | - | - | - |
| Reimbursements | - | 91 | 279 | 406 | 253 | 181 | - | 174 |
| Other Income | 4 | - | - | 1 | 3 | - | - | - |
| TOTAL INCOME | 16,679.00 | 1,817.00 | 1,544.00 | 1,485.00 | 1,502.00 | 933.00 | 210.00 | 1,051.00 |
| OPERATING EXPENSES | | | | | | | | |
| Employee Expenses | 6,237 | 2,773 | 1,731 | 1,742 | 756 | 1,981 | 635 | 644 |
| Materials and Contracts | 3,634 | 2,128 | 778 | 535 | 407 | 333 | 135 | 235 |
| Elected Member Allowances | - | 204 | 37 | - | 18 | 55 | - | 18 |
| Elected Member Expenses | 161 | 1 | 23 | 21 | 27 | 4 | - | 8 |
| Council Committee & LA Allowances | - | 25 | 29 | 24 | 20 | 71 | - | 6 |
| Council Committee & LA Expenses | - | - | 2 | 2 | 2 | 2 | 2 | 2 |
| Depreciation, Amortisation and Impairment* | 1,045 | 271 | 355 | 350 | 249 | 390 | 155 | 107 |
| Finance Expenses* | 9 | 3 | 4 | 2 | - | - | - | - |
| Other Expenses | - | - | - | - | - | - | - | - |
| TOTAL EXPENSES | 11,086 | 5,405 | 2,959 | 2,676 | 1,479 | 2,836 | 927 | 1,020 |
| BUDGETED OPERATING SURPLUS / DEFICIT | 5,593 | (3,588) | (1,415) | (1,191) | 23 | (1,903) | (717) | 31 |
| Capital Grants Income | - | 4,138 | - | 2,068 | 100 | - | - | - |
| BUDGETED SURPLUS / DEFICIT | 5,593 | 550 | (1,415) | 877 | 123 | (1,903) | (717) | 31 |

Table 5. Capital Expenditure Budget for Each Local Authority Area

By class of infrastructure, property, plant and equipment and only applies to regional/local government councils.

| FOR THE YEAR ENDING 30 JUNE 20XX | Regional Office Budget* | Tennant Creek \$ | Elliott \$ | Ali Curung \$ | Ampliatwatja \$ | Alpurrurulam \$ | Wutunugurra \$ | Arparra \$ |
|---|-------------------------|------------------|----------------|------------------|-----------------|-----------------|----------------|---------------|
| Land and Buildings | - | 255,000 | - | - | - | - | - | - |
| Infrastructure (including roads, footpaths, park furniture) | - | 4,288,379 | 100,000 | 2,267,757 | - | - | - | - |
| Plant and Machinery | - | 565,000 | - | - | 170,000 | - | - | - |
| Fleet | - | 375,000 | - | - | - | - | - | - |
| Other Assets (including furniture and office equipment) | - | 100,000 | 51,150 | 83,980 | 67,210 | 68,120 | 26,440 | 63,980 |
| Leased Land and Buildings | - | - | - | - | 600,000 | - | 176,000 | - |
| TOTAL CAPITAL EXPENSES* | 0 | 5,583,379 | 151,150 | 2,351,737 | 837,210 | 68,120 | 202,440 | 63,980 |

Table 6. Budget Assumptions

At the Ordinary Council meeting held on 23 February 2018 the Council endorsed the Budget Policy CP000002, which established the operational framework and process for preparation of the 2018/19 Regional Council Plan.

The 2021-2022 budget was developed using the following steps:

Establishment of Council service objectives and acceptable service levels in accordance with Councils Regional Planning framework

Finalisation of organisation structure and calculation of total salaries and wages expenditure

Council's organisation structure was reviewed and confirmed with the Executive, Area Managers and other Budget Holders based on required service levels for the 2021-2022 financial year. Both long service leave and annual leave accruals have been included to ensure full costing of services.

Salaries and wages are budgeted at full employment at 46 weeks work and the accrual of 6 weeks annual leave. This does require vacancies for leave to be covered using current staffing levels.

A 2 percent salary and wage increase at 1 November 2021 is included in the budget, consistent with the 2019 Enterprise Bargaining Agreement ("EBA").

Determination of grant funds

With a large number of funding arrangements due for renegotiation, the majority of ongoing funding has been budgeted at current levels with a no increase, unless information has been received to the contrary.

Calculation of service costs and allocation of costs through established cost drivers

Compared to previous years indirect costs (not overheads or administration) will be calculated and allocated to their relevant programs utilising a more robust system of direct allocation and internal charging to establish a baseline for the true cost of Council service provision. The table following details information as to how the costs have been allocated.

| Internal Cost Item | Calculation of Cost | Cost Driver for allocation | Weakness |
|--------------------|--|---|--|
| Staff Housing | Utilities, maintenance, rent, depreciation, offsetting staff contributions | Direct allocation of costs to staff actually in staff housing. | Depreciation estimate only. Allocated across all salaries and wages irrelevant of whether staff are actually in staff housing. |
| Technology | Phone, internet, IT salaries and wages, councilbiz etc, depreciation. Total cost of IT department. | Direct allocation of costs. | Assumptions on who has/should have PC/laptop. Many positions may have a phone only and are allocated no cost. |
| Motor vehicle | Running costs including fuel, depreciation, mechanics workshop | Direct allocation of costs on an identified vehicle basis. | Communication of change of use of vehicles. Administratively intensive process. |
| | | Internal allocation to cost centres on a cost recovery basis. | |
| Plant | Running costs including fuel, depreciation, mechanics workshop | Direct allocation of costs on an identified vehicle basis. Internal allocation to cost centres on a cost recovery basis. | Communication of plant utilisation. Administratively intensive process. |
| Building | Utilities, maintenance, rent, depreciation, waste levy | Direct allocation of costs on an identified building basis. Internal allocation to cost centres on a cost recovery basis. | Administratively intensive process. |
| Training | Total cost of learning and development department | Salaries and wages | |
| Grant Admin Fee | Set percentage as per grant agreement, or 15% when not stipulated. | Grant income | Inconsistent across grant agreements. |

Table 7. Budget Initiatives

The 2021-2022 budget will deliver a conservative number of new initiatives to Council. With only a small capital budget for the year, we have had to be cautious with our new capital items. Council will continue to update our vehicle fleet with seven new 4wd vehicles budgeted for the new year.

Council has also committed \$640,000 to landfill activities including a new, modern rubbish truck. We will also continue to upgrade our landfill sited throughout the year.

The largest initiative in the new year is to complete eight significant construction projects within the Region. This represents a total investment over two years of approximately \$9m including the Building Better Regions Grant projects. In addition to these projects one new project should commence in the new year, being the construction of a bike path along the main drain in Tennant Creek.

Council will continue to look for funding to complete additional projects from our five year infrastructure plan.

Rating Policy

RATES

I. That Pursuant to Section 227 of the Act, the Council adopts the Unimproved Capital Value as the basis of the assessed value of allotments within the Barkly Regional Council Area ("the Council Area"),

II. That Pursuant to Section 237 of the Act Council declares that the amount it intends to raise for general purposes by way of rates is \$2,913,100 by the application of a combination of the following fixed charges and differential valuation-based charges with minimum charges being payable:

General Rateable Land

Pursuant to Section 226(c) of the NT Local Government Act, Council adopts:

1. Differential valuation-based rates for the township of Tennant Creek fixed for different zones.
2. Differential valuation-based rates for the township of Elliot fixed for different zones.
3. Differential fixed charge for other allotments within the Council area fixed for different zones.

With respect to every allotment of rateable land within that part of the Council Area comprising the towns of Tennant Creek and Elliot the general rate is a valuation-based charge where the basis of assessed value is the unimproved capital value (UCV) of the land subject to rates.

For allotments in other parts of the Council area, the general rate is a fixed charge.

Differential Rates Schedule

| Allotments in the Town of Tennant Creek | |
|---|---------------------------------|
| Multiplier | Zone |
| 2.8392 | SD (Single Dwelling) |
| 0.9261 | RL (Rural Living) |
| 3.6630 | MD (Multiple Dwelling) |
| 9.0941 | CL (Community Living) |
| 1.8848 | MR (Medium Density Residential) |
| 6.7437 | C (Commercial) |
| 7.2390 | TC (Tourist Commercial) |
| 6.2118 | SC (Service Commercial) |
| 4.6058 | CP (Community Purpose) |
| 3.1366 | OR (Organised Recreation) |
| 8.8987 | LI (Light Industrial) |
| 8.1918 | GI (General Industry) |
| 0.7111 | UF (Urban Farm Land) |

| Allotments in the Town of Elliott | |
|-----------------------------------|--|
| Multiplier | Description |
| 0.9667 | Allotments used principally for commercial or business purposes (Zone: CM) |
| 0.5684 | All other allotments not included above (All Other Zoning) |

| Allotments in the Town of Newcastle Waters | |
|--|--|
| Fixed Charge | Description |
| \$1,018.29 | Allotments used principally for commercial or business purposes (Zone: OC) |
| \$225.23 | All other allotments not included above (All Other Zoning) |

| Allotments in Community & surrounding Living Areas of Ali Curung, Alpurrurulam, Ampilatwatja, Imangara & Wutunugurra | |
|--|--|
| Fixed Charge | Description |
| \$1,212.85 | Allotments used principally for commercial or business purposes (Zone: OT) |
| \$1,023.58 | All other allotments not included above (All Other Zoning) |

| Allotments in Council area (Excluding those comprised in other parts of this schedule) | |
|--|-------------|
| Fixed Charge | Description |

| | |
|------------|--|
| \$1,212.85 | Allotments used principally for commercial or business purposes (Zone: OT) |
| \$1,023.58 | All other allotments not included above (All Other Zoning) |

Valuations upon which rates have been determined for the 2021-2022 financial year, are based upon a comprehensive valuation prepared by the Valuer-General under the *Valuation of Land Act* as at 30 June 2018. This valuation has been incorporated into the rating policy for the budget year ending 30 June 2022.

Conditionally Rateable Land

Pursuant to Section 142(2) of the *Local Government Act 2008*, Land held under the pastoral lease and land occupied under a mining tenement is rated as approved by the Minister for Local Government and determined by the Northern Territory Government. Conditional rates are the subject of a Gazette Notice. A copy of the Gazette notice is also available on the website.

Pastoral Leases

Assessed Value is as defined at Section 227(b) of the *Local Government Act 2019*.

Rates are calculated by using the unimproved capital value multiplied by 0.000306. The minimum rate for these properties is \$376.45.

The amount the Council will be able to raise by way of rates is \$109,854.

Active Mining Leases

Assessed Value is as defined at Section 227(b) of the *Local Government Act 2019*.

Rates are calculated by multiplying the assessed value by 0.003475. The minimum amount payable shall be \$890.96.

The amount the Council will be able to raise by way of rates is \$22,453.

Waste Management Charges

In relation to Council's function of sanitation and waste management, Council, pursuant to Section 239 of the *Local Government Act (2019)*, hereby makes the following charges and service fees:-

Council imposes charges and service fees in respect of the garbage collection service for Tennant Creek, Elliott, Newcastle Waters, and allotments in the communities and surrounding living areas of Ali Curung, Alpurrurulam, Ampilatwatja, Arparra and Wutunugurra.

Where a business uses a waste management facility operated by the Regional Council and/or receives waste collection services from the Regional Council, waste charges will apply.

(a) Each allotment in Tennant Creek, Elliott and Newcastle Waters:

Where a waste collection service is provided using a 240 litre capacity receptacle, or where Council is willing and able to provide:

where Council is willing and able to provide:

- each weekly kerbside service
 - Waste Management Charge \$ 397.80 per annum
- each additional weekly kerbside service
 - Waste Management Fee \$ 397.80 per annum

- (b) Each allotment in the communities and surrounding living areas of Ali Curung, Alpururulam, Ampilatwatja, Arlparra and Wutunugurra:

Where a waste collection service is provided using a 240 litre capacity receptacle, or where Council is willing and able to provide:

- each weekly kerbside service
 - Waste Management Charge \$ 1,151.68 per annum
- each additional weekly kerbside service
 - Waste Management Fee \$ 516.47 per annum

The amount the Council proposes to raise by way of waste management charges is \$1,005,601.

Penalty for Late Payment

That, pursuant to Section 245 of the *Local Government Act 2019*, Council determines that the relevant interest rate which accrues on overdue rates will be 10 percent per annum.

Rates Concessions

It is acknowledged that some individual ratepayers may experience difficulties adhering to the rating policy.

Consideration will be given to granting a rate concession (that is, a reduced or deferred payment) in instances of financial hardship, to correct anomalies in the rating system or where there is some public benefit.

Ratepayers may seek consideration of their rates through application under the **Rates Hardship Policy**.

Payment

That the Council determines that the Rates and Charges declared under this declaration are all due and payable in four (4) approximately equal instalments on the following dates:

- 30 September 2021;
- 30 November 2021
- 31 January 2022; and
- 31 March 2021.

SOCIAL AND ECONOMIC IMPACTS OF RATING POLICY

The Council's current income is derived from four basic sources:

- Income from rates and statutory charges
- Local Government Operational Grants
- Grants provided by other Agencies to undertake specific funded programs (such as Aged Care)
- Commercial income which is generated from commercially let contracts.

In determining the rating regime for this year, the Council has considered a number of factors, including:

- The Council's statutory and legislative obligations
- The service level expectations of the communities, residents and ratepayers
- The funding environment and the overall reduction in income from grant and own source income
- The asset management and asset renewal obligations of the Council
- The Council's priorities with regards to local employment and maintenance of community based employment and training opportunities
- How current and future rating practices will impact on the Council's financial sustainability
- How existing services (particularly waste management and animal management) can be funded from existing revenue sources
- The impact of the leasing arrangements for Aboriginal owned land on the Council's existing budget.

In determining the rating regime for 2021–2022, the Council has considered its source of "own source income" as discussed in the "Analysis of Budget".

Elected Member and Local Authority Allowances

Elected Member Allowances

In accordance with Section 353 of the *Local Government Act 2019*, Barkly Regional Council proposes to pay the following elected member allowances in 2021/2022:

| Elected Member Allowances | | | |
|---------------------------------|-------------|--------------|-------------|
| Allowance | Mayor | Deputy-Mayor | Councillors |
| Base Allowance | \$75,116.61 | \$27,776.12 | \$13,509.96 |
| Electoral Allowance | \$19,771.29 | \$4,943.73 | \$4,943.73 |
| PD Allowance | \$3,753.17 | \$3,753.17 | \$3,753.17 |
| Maximum Extra Meeting Allowance | - | - | \$9,006.64 |
| Total Claimable | \$98,641.07 | \$36,473.02 | \$31,213.50 |

| Acting Principal Member Allowance | | |
|-----------------------------------|-------------|---|
| Allowance | Amount | |
| Daily Rate | \$261.34 | The maximum Acting Principal Member Allowance is 90 days per acting Principal Member. |
| Maximum Claimable | \$23,520.60 | |

The amount budgeted for the Elected Member expenses and allowances (excluding travel costs and accommodation expenses) is \$445,883.

Local Authority Allowances

Local Authority Allowances are established by the Minister for Local Government. The allowances for Local Authorities based on revenue units as follows:

- Chair, if eligible, 143 revenue units
- Other eligible members 107 revenue units.

The Department of Treasury and Finance has established the revenue unit for the period 1 July 2020 - 30 June 2021 at \$1.24 per unit.

| Local Authority Allowances | | |
|------------------------------|-------------|------------|
| Allowance | Chairperson | Member |
| Revenue Units | 143 | 107 |
| Base Allowance per Meeting | \$177.00 | \$132.00 |
| Maximum 12 meetings per year | \$2,124.00 | \$1,584.00 |

The amount budgeted for the Local Authority member expenses and allowances (excluding catering, travel and support expenses) is \$112,978.

| Council Schedule of Fees and Charges | Fees & Charges 2020-2021 | Fees & Charges 2021-2022 |
|---|-----------------------------|--------------------------------|
| Rates | | |
| Rates search | \$99.00 | \$99.00 |
| Failure to notify change of address – 20 penalty units @ \$153.00 | \$3,060.00 | \$3,060.00 |
| Animal Control | | |
| Annual Registration – Intact dog | \$270.00 | \$280.00 |
| Annual Registration – Desexed dog | \$44.00 | \$45.00 |
| Annual Registration – Intact dog *Concession | \$215.00 | \$220.00 |
| Annual Registration – Desexed * Concession | \$38.00 | \$38.00 |
| Pound fees – Charge per day | \$30.00 | \$30.00 |
| Dog and Cat traps (per day per trap) | Free | Free |
| Deposit for traps | \$110.00 | \$110.00 |
| Replacement registration tag | \$21.00 | \$22.00 |
| Animal Control Penalties – Tennant Creek as per By-Laws Control of Dogs (2016) | | |
| Keeping a dog that is not registered | \$200.00 | \$200.00 |
| Dog, when at large, is not under effective control | \$200.00 | \$200.00 |
| Dog attacks a person | \$500.00 | \$500.00 |
| Dog attacks an animal | \$500.00 | \$500.00 |
| Dog menacing person | \$500.00 | \$500.00 |
| Dog menacing animal | \$500.00 | \$500.00 |
| Enticing a dog act in manner that may render owner liable to prosecution | \$200.00 | \$200.00 |
| Dog chasing vehicles / Bicycles | \$200.00 | \$200.00 |
| Abandoning a dog within the municipality | | |
| Dogs causing nuisance | \$200.00 | \$200.00 |
| Abandoning dogs | \$500.00 | \$500.00 |
| Obstructing pound supervisor in the execution of his/her duties | \$200.00 | \$200.00 |
| Sterilization marks and certificates | \$200.00 | \$200.00 |
| Providing false information | \$200.00 | \$200.00 |
| Keeping more than 2 dogs unless the premises are licenced | | |
| Diseased dogs | \$200.00 | \$200.00 |
| Snake removal – during work hours | | \$120.00 |
| Snake Removal – call out | | \$270.00 |
| Civic Hall Hire | | |
| Hire rate per hour (min 3 hour) | \$60.00 | \$65.00 |
| Hire rate per day (Government & Commercial) | \$590.00 | \$600.00 |
| Hire rate per day (Concession)* | \$292.00 | \$300.00 |
| Acoustic operation fee per hour (min 3 hour) | POA | POA |
| Bond (refundable after cleaning inspection) | \$560.00 | \$560.00 |
| Cleaning fee per hour (max \$450.00) | \$75.00 | \$75.00 |
| Key deposit | \$100.00 | \$100.00 |
| Alarm Callout Fee | \$110.00 | \$110.00 |
| *The concession is available to Community associations and events on application | | |

| Council Schedule of Fees and Charges | Fees & Charges 2020-2021 | Fees & Charges 2019-2020 |
|---|-----------------------------|--------------------------------|
| Library | | |
| Interlibrary loans – interstate only POA | POA | POA |
| Overdue - Video, DVD, CD (per day) | \$3.00 | \$3.00 |
| Overdue - Books and spoken word (per day) | \$3.00 | \$3.00 |
| Replacement cost – Video, DVD, CD | At Cost | At Cost |
| Replacement cost – Books | At Cost | At Cost |
| Replacement cost – Spoken Word | At Cost | At Cost |
| Replacement cost – Interlibrary loan books | At Cost | At Cost |
| Replacement cost – Lost or damaged items | At Cost | At Cost |
| Internet access – 1 hour (Non-members only) | \$6.00 | \$7.00 |
| Internet access – 30 minutes (Non-members only) | \$3.00 | \$4.00 |
| Cemetery | | |
| GAZETTED CEMETERIES (Currently Tennant Creek, Elliott) | | |
| Single Plot | \$900.00 | \$900.00 |
| Single Plot – half size grave | \$600.00 | \$600.00 |
| Double Plot (first burial) | \$900.00 | \$900.00 |
| Double Plot (second burial) | \$900.00 | \$900.00 |
| Niche Wall | \$750.00 | \$750.00 |
| Reserve Plot | \$900.00 | \$900.00 |
| Exhumations | \$2,500.00 | \$2,500.00 |
| Funerals Directors licence – annual | \$120.00 | \$120.00 |
| NON GAZETTED CEMETERIES (Currently All Other Locations) | | |
| Preparing gravesite, site ready for funeral and covering | POA | \$150.00 |
| Waste Disposal – Recyclables | | |
| All Green Waste (any size – not mixed loads) | Free | Free |
| All Cardboard (any size – not mixed loads) | Free | Free |
| All Metal (not mixed loads) | Free | Free |
| Clean fill (clean with no rubbish, rubble, stone, rocks etc.) | Free | Free |
| Household Rubbish – Residential Only Barkly residents (proof of residency required) | | |
| Sedan /Station wagon/Motorcycles | Free | Free |
| Small trailer up to 4'x 6" | Free | Free |
| UTES (up to 1 tonne capacity) | Free | Free |
| Standard box trailer (7'x 5') | Free | Free |
| Standard box trailer (7'x 5') with gates | Free | Free |
| Large trailer (greater than 7'x5') | Free | Free |
| Large trailer (greater than 7'x5') with gates | Free | Free |
| Commercial Waste & Non Residents | | |
| Utes & cars up to 1 tonne | \$20.00 | \$20.00 |
| Standard trailer 4x6 | \$20.00 | \$20.00 |
| Standard trailer 7x5 | \$20.00 | \$20.00 |
| Truck (up to 4.5 tonne gross tare) light rigid | \$80.00 | \$80.00 |
| Truck (between 4.5 tonne and 12 Tonne gross tare) heavy rigid – price per ton of capacity * | \$132.00 per cubic metre | \$132.00 per cubic metre |
| Truck (Greater than 12 Tonne Gross tare) Semi Trailers per trailer * | \$132.00 per cubic metre | POA – based on waste |
| • Or by commercial arrangement. | | |

| Council Schedule of Fees and Charges | Fees & Charges 2020-2021 | Fees & Charges 2021-2022 |
|--|-----------------------------|-----------------------------|
| Car bodies (drained) | \$180.00 | \$180.00 |
| Car bodies(undrained) | \$280.00 | \$280.00 |
| Stove | \$5.00 | \$5.00 |
| White goods (fridge, freezer – degassed and doors removed) | \$20.00 | \$20.00 |
| Air conditioner (degassed only) | \$20.00 | \$20.00 |
| Effluent (dumped by contractors per litre) | \$0.10 | \$0.10 |
| E-waste per kg | \$10.00 | \$10.00 |
| Oil (Hydrocarbon) disposal (per litre) | \$2.50 | \$2.50 |
| Oil (Cooking) (per litre) | \$2.50 | \$2.50 |
| Tyre Disposal | | |
| Car / Motor Cycle tyres (Each) | \$20.00 | \$20.00 |
| Small truck/4WD tyres (Each) | \$20.00 | \$20.00 |
| Large truck / semi trailer tyres (Each) | \$45.00 | \$45.00 |
| Plant (tractor, loader, grater etc.) tyres each | \$65.00 | \$65.00 |
| Retrieval of abandoned items | | |
| Removal of abandoned vehicle | \$290.00 | \$290.00 |
| Storage of abandoned vehicle per day | \$15.00 | \$15.00 |
| Administration / Advertisement | \$180.00 | \$180.00 |
| Plant hours rates – All rates for private hire include operator | | |
| FE Loader – includes operator | \$280.00 | \$280.00 |
| Grader – rate per hour | \$280.00 | \$280.00 |
| Mobilisation of plant – rate per kilometre | \$3.20 | \$3.20 |
| Dozer – D4 or D5 – including operator | \$280.00 | \$280.00 |
| Backhoe – including operator | \$260.00 | \$260.00 |
| 10 tonne tipper – including operator | \$260.00 | \$260.00 |
| Water truck | \$200.00 | \$200.00 |
| Low loader (Prime Mover and trailer) | \$500.00 | \$500.00 |
| Compactor | \$260.00 | \$260.00 |
| Bus hire per day (8 hours) | \$800.00 | \$800.00 |
| Bus Hire – Per Hour - Min 4 hours including driver | \$100.00 | \$100.00 |
| Chainsaw / Push mower / Brush Cutter | \$10.00 | \$10.00 |
| Tractor per hour - including | \$160.00 | \$160.00 |
| Tractor with attachment – including operator | \$180.00 | \$180.00 |
| Sweeper – including operator | \$280.00 | \$280.00 |
| Sewage pump out per hour – including operator | \$290.00 | \$290.00 |
| Septic pump out per hour – Is charged from the time the truck leaves the depot arrives at job and empties the tank and returns to the depot, this way travel time is included in the price of the job. | | |
| Skid Steer loader – including operator per hour | \$180.00 | \$180.00 |
| Fork lift (per hour or part there of) | \$80.00 | \$100.00 |
| Tele-handler | \$150.00 | \$150.00 |
| Fork lift | \$150.00 | \$150.00 |
| Labour hire per hour (office hours) | \$110.00 | \$110.00 |
| Supplier water from stand pipe (Per KL + \$40.00 opening closing fee for each use) | \$2.50 | \$2.50 |

| Council Schedule of Fees and Charges | Fees & Charges 2020-2021 | Fees & Charges 2021-2022 |
|---|-----------------------------|-----------------------------|
| Information Act Fees and Charges | | |
| Application fee non – personal information | \$30.00 | \$30.00 |
| Access information (per hour) | \$25.00 | \$25.00 |
| Deposit for access to information | \$25.00 | \$25.00 |
| Administration | | |
| Binding A4 document | \$20.00 | \$20.00 |
| Laminating A4 | \$2.00 | \$2.00 |
| Laminating A3 | \$5.00 | \$5.00 |
| By Laws (free on website) | \$30.00 | \$30.00 |
| Copy of Minutes (free on website) | \$6.00 | \$6.00 |
| Copying Services | | |
| Laminating business card size | \$3.00 | \$3.00 |
| A4 B/W | \$0.20 | \$0.20 |
| A4 Colour | \$0.50 | \$0.50 |
| Faxing Services | | |
| Fax per A4 page first page | \$4.00 | \$4.00 |
| Per page thereafter | \$1.00 | \$1.00 |
| Fax per A4 page first page overseas | \$12.00 | \$12.00 |
| Per page thereafter | \$2.00 | \$2.00 |
| Free call all pages | \$2.00 | \$2.00 |
| To receive faxes per page | \$5.00 | \$5.00 |
| Public places fee per month | | |
| Billboards on adjoining lands | \$60.00 | \$60.00 |
| Advertising on buildings | \$60.00 | \$60.00 |
| Signboard in or on a public place | \$70.00 | \$70.00 |
| Removal of flammable undergrowth POA | POA | POA |
| Removal of Rubbish | POA | POA |
| Swimming Pool | | |
| Adult | \$5.50 | \$6.00 |
| Child | \$2.50 | \$3.00 |
| Child under the age of 5 (with a paying adult/supervisor) | Free | Free |
| Pensioner | \$3.00 | \$3.50 |
| Spectator | Free | Free |
| Carer of a person with disability | Free | Free |
| Adult 10 Swim Concession cards | \$50.00 | \$55.00 |
| Child 10 swim concession cards | \$22.00 | \$23.00 |
| Pensioner 10 swim Concession cards | \$27.00 | \$28.00 |
| Adult season pass (pro rata available) | \$310.00 | \$320.00 |
| Child season pass (pro rata available) | \$155.00 | \$160.00 |
| Pensioner season pass (pro rata available) | \$170.00 | \$170.00 |
| Family pass per season - 2 adults and 2 children (pro rata available) | \$620.00 | \$620.00 |
| Family Pass Extra Child | \$50.00 | \$50.00 |
| Pool Hire Non-Commercial incl 2 x Lifeguards p/h (out of hours) | POA | POA |
| Pool Hire Non-Commercial incl 2 Lifeguards p/h (facility closed) | POA | POA |

| Review of Fees and Charges | Fees & Charges 2020-2021 | Fees & Charges 2021-2022 |
|---|--------------------------------------|--------------------------------------|
| Pool Hire Commercial incl 2 x Lifeguards p/h (out of hours) | \$380.00 | \$390.00 |
| Pool Hire Commercial incl 2 Lifeguards p/h (facility closed) | \$480.00 | \$490.00 |
| School Swimming Carnival incl 2 x Lifeguards p/h (facility closed) | POA | POA |
| School Swimming Carnival extra Lifeguard p/h | \$60.00 | \$60.00 |
| Parties/functions during pool hours Adult per person | POA | POA |
| Lane Hire – 4 hour block where no lifeguard required (out of hours only). Including admission for primary person | \$20.00 + admission per person | \$20.00 + admission per person |
| TC Swimming Club | POA | POA |
| Purkiss Reserve & Public Parks | | |
| | Corporate per day | Corporate per day |
| Main Oval & Change Rooms (Purkiss Reserve) | \$400.00 | \$400.00 |
| Kiosk | 100.00 | 100.00 |
| Baseball Oval | \$50.00 | \$50.00 |
| Basketball Court | \$30.00 | \$30.00 |
| Tennis Court | \$30.00 | \$30.00 |
| General area – Purkiss Reserve | \$50.00 | \$50.00 |
| Peko Park | \$100.00 | \$100.00 |
| Power | \$20.00 - \$100 key deposit | \$20.00 - \$100 key deposit |
| Lake Mary Ann | \$200.00 | \$200.00 |
| Power | \$20.00 - \$100 key deposit | \$20.00 - \$100 key deposit |
| There is a \$300 facility bond payable per hire (as per terms & conditions of hire) | | |
| *Concessional rates are available to Community Associations, Not-For-Profits and non-profit events on application. | | |
| Waste Management Services | | |
| Replacement of a Lost or Damaged Council Bin will incur a service fee of \$245.00. | | |



We acknowledge the Traditional Owners of Warumungu, Jingili, Bularnu, Alyawarre, Kaytej Country on which Barkly Regional Council live and work, and recognise their continuing connection to land, waters and culture. We pay our respects to the ancestors and Elders of these lands, past, present and emerging.

May we continue to work together to deliver sustainable outcomes through a process based on mutual respect and understanding.

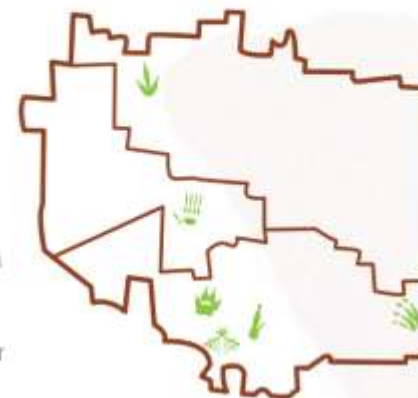
WARNING: Aboriginal and Torres Strait Islander Peoples are warned that the following Plan may contain images and names of deceased persons.

Cover Photo Credits: Front Cover - Barkly Regional Council Operations Directorate
Back Cover - Peter Elwood, Senior Administration Officer
Report design and compilation - Peter Elwood

Barkly Regional Council Contacts

TENNANT CREEK OFFICES

Phone: 08 8962 0000
 Fax: 08 8963 3302
 Postal: PO Box 821, Tennant Creek NT 0861
 Executive: 41 Peko Road, Tennant Creek NT
 Library: 41 Peko Road, Tennant Creek NT
 Finance: 58 Peko Road, Tennant Creek NT
 Depot: 1 Maloney Street, Tennant Creek NT
 Email: reception@barkly.nt.gov.au



COMMUNITY OFFICES

ALI CURUNG

Phone: 08 8964 2906
 Fax: 08 8964 1975
 Postal: Community Mail Bag 188,
 Ali Curung via Alice Springs NT 0872

ALPURRURULAM

Phone: 07 4748 4800
 Fax: 07 4748 4913
 Postal: Private Mail Bag 23, Mt Isa,
 Queensland 4825

AMPILATWATJA

Phone: 08 8966 9602
 Postal: Private Mail Bag 68,
 via Alice Springs NT 0872

ARLPARRA

Phone: 08 8956 9099
 Fax: 08 8956 9851
 Postal: Private Mail Bag 127,
 via Alice Springs NT 0872

ELLIOTT

Phone: 08 8969 3901
 Fax: 08 8969 2076
 Postal: C/- Post Office, Elliott NT 0862

WUTUNUGURRA

Phone: 08 8956 9888
 Fax: 08 8964 1901
 Postal: Private Mail Bag 148,
 via Alice Springs NT 0872

www.barkly.nt.gov.au

GENERAL BUSINESS

ITEM NUMBER 7.2
TITLE Zebra Crossings and Speed Humps
REFERENCE 319862
AUTHOR Makhaim Brandon, Operations Administration Officer

RECOMMENDATION

That the Authority

- a) Discuss the options for the purchase and installation of speed humps and zebra crossings on community.

SUMMARY:

At the May council meeting it was discussed that the Ampilatwatja Local Authority discuss purchasing and installing speed humps and zebra crossings on community due to increase driver awareness on the roads within the community.

BACKGROUND

<<Enter Text>>

ISSUE/OPTIONS/CONSEQUENCES

<<Enter Text>>

CONSULTATION & TIMING

<<Enter Text>>

ATTACHMENTS:

There are no attachments for this report.



REPORTS FROM BARKLY REGIONAL COUNCIL

| | |
|--------------------|---------------------------------------|
| ITEM NUMBER | 10.1 |
| TITLE | May Council Meeting Report |
| REFERENCE | 319805 |
| AUTHOR | Millicent Nhepera, Governance Officer |

RECOMMENDATION

That the Authority

- a) Receive and note the report

SUMMARY:

Below is the Council meeting report for the May 2021.

BACKGROUND

The May 2021 Council meeting was very productive.

The 2021-2022 fees and charges were approved to go for public exhibition and comment, as was the 2021-2022 Barkly Regional Council draft Budget. The 2021-2022 Rates and Charges were also authorised to go for public comment.

The Regional Plan is also out for community consultation and has been included in this agenda.

The ILUA with the Central Land Council for the landfill was signed. This will ensure Council is able to meet the future waste disposal demands of Tennant Creek, while providing the land to introduce new waste reductions initiatives.

Council approved the nomination of Zanaya Mayers and Clarissa Burgen to the Tennant Creek Local Authority. We welcome them onto the Local Authority.

The tender for the installation of 13 sheltered picnic tables at Lake Mary-Anne was awarded. The tender for the Tennant Creek Bitumen reseal was also awarded.

A report on the MyBarkly programme was given to Council. The programme was successful. Overall, 705 myBarkly users signed up to program and redeemed 3923 vouchers. In utilising the vouchers over \$256,699 was spent at participating businesses. This saw \$6.20 dollars spent for every dollar contributed by Barkly Regional Council and the Northern Territory Government.

ISSUE/OPTIONS/CONSEQUENCES

Nil

CONSULTATION & TIMING

Nil

ATTACHMENTS:

OTHER BUSINESS

ITEM NUMBER 14.1
TITLE Confirmation of Next Meeting Date
REFERENCE 320002
AUTHOR Robert Smith, Area Manager - Ampilatwatja

RECOMMENDATION

That the Authority

- a) Confirm the date of the next local authority meeting to be held on Wednesday 14th July 2021.

SUMMARY:

BACKGROUND

ISSUE/OPTIONS/CONSEQUENCES

CONSULTATION & TIMING

ATTACHMENTS:

There are no attachments for this report.